

FIFTH EDITION

CHEMISTRY

A MOLECULAR APPROACH

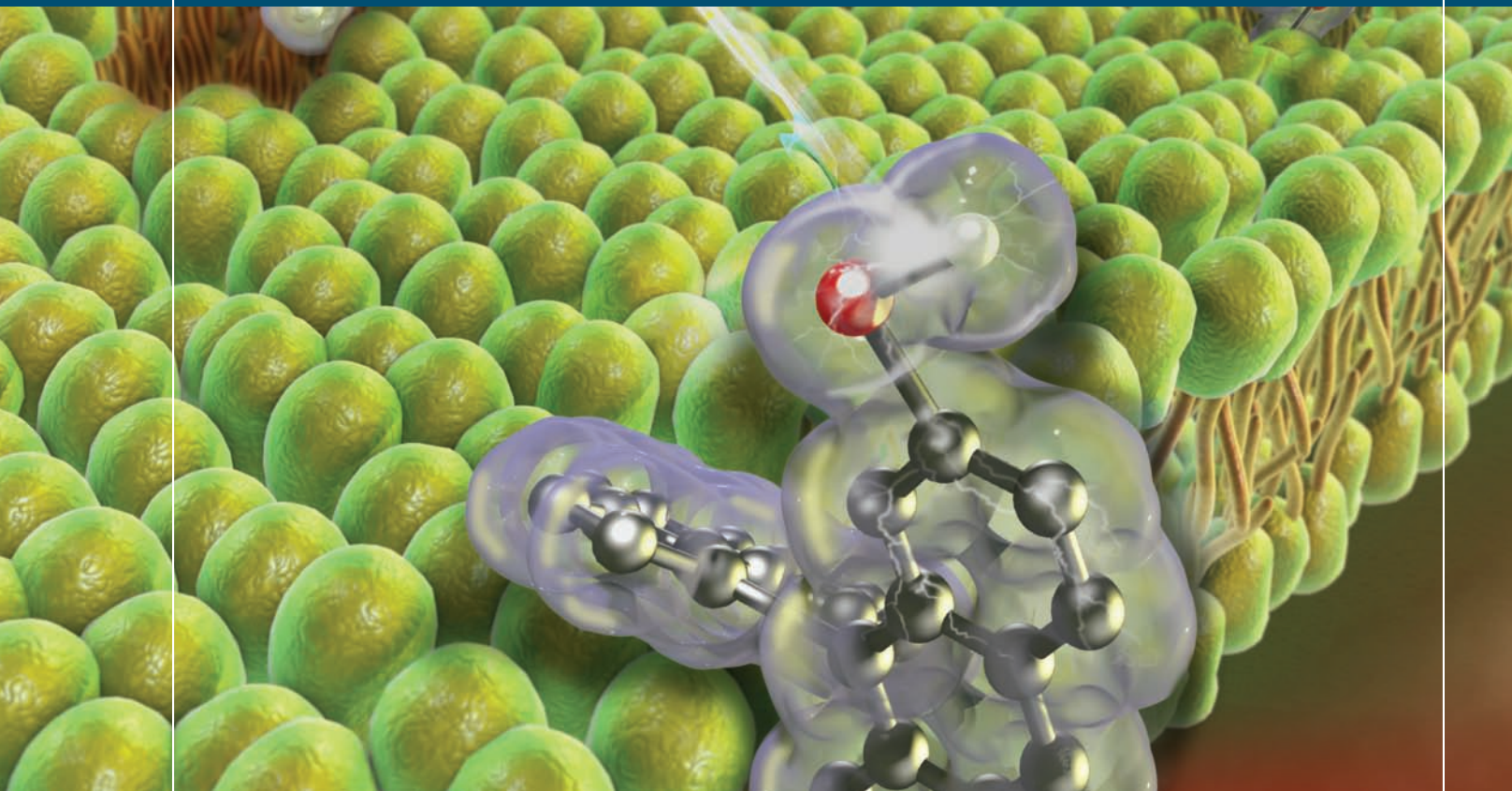


NIVALDO J. TRO

FIFTH EDITION

Chemistry

A MOLECULAR APPROACH



Nivaldo J. Tro

 Pearson

Director, Physical Science Portfolio Management:
Jeanne Zalesky
Executive Courseware Portfolio Manager,
General Chemistry: Terry Haugen
Courseware Portfolio Manager Assistant:
Harry Misthos
Executive Field Marketing Manager:
Christopher Barker
Senior Product Manager: Elizabeth Bell
Courseware Director, Content Development:
Barbara Yien
Senior Analyst, Courseware Development:
Matthew Walker
Specialist, Art Courseware Development:
Laura Southworth
Managing Producer, Science: Kristen Flathman
Senior Content Producer, Science: Beth Sweeten

Director MasteringChemistry Content Development:
Amir Said
MasteringChemistry Senior Content Producer:
Margaret Trombley
MasteringChemistry Content Producer:
Meaghan Fallano
Rich Media Content Producer: Paula Iborra
Production Management and Composition:
codeMantra
Design Manager: Maria Gugleilmo Walsh
Interior/Cover Designer: Elise Lansdon
Illustrator: Lachina Creative
Manager, Rights & Permissions: Ben Ferrini
Photo Research & Management: SPi Global
Senior Procurement Specialist: Stacey Weinberger
Cover and Chapter Opening Illustrations:
Quade Paul

Copyright © 2020, 2017, 2014, Pearson Education, Inc. All rights reserved. Manufactured in the United States of America. This publication is protected by copyright, and permission should be obtained from the publisher prior to any prohibited reproduction, storage in a retrieval system, or transmission in any form or by any means, electronic, mechanical, photocopying, recording, or otherwise. For information regarding permissions, request forms and the appropriate contacts within the Pearson Education Global Rights & Permissions department, please visit www.pearsoned.com/permissions/.

Acknowledgements of third party content appear on page C-1, which constitutes an extension of this copyright page.

Unless otherwise indicated herein, any third-party trademarks that may appear in this work are the property of their respective owners and any references to third-party trademarks, logos or other trade dress are for demonstrative or descriptive purposes only. Such references are not intended to imply any sponsorship, endorsement, authorization, or promotion of Pearson's products by the owners of such marks, or any relationship between the owner and Pearson Education, Inc. or its affiliates, authors, licensees or distributors.

PEARSON, ALWAYS LEARNING and Mastering Chemistry are exclusive trademarks in the U.S. and/or other countries owned by Pearson Education, Inc. or its affiliates.

Library of Congress Cataloging-in-Publication Data

Names: Tro, Nivaldo J.

Title: Chemistry : a molecular approach / Nivaldo J. Tro

Description: Fifth edition. | Hoboken, NJ : Pearson Education, Inc., [2020] |

Includes index.

Identifiers: LCCN 2018036311 (print) | LCCN 2018038617 (ebook) |

ISBN 9780134988894 (ebook) | ISBN 9780134874371 (student edition)

Subjects: LCSH: Chemistry, Physical and theoretical—Textbooks.

Classification: LCC QD453.3 (ebook) | LCC QD453.3 .T759 2020 (print) |

DDC 540—dc23

LC record available at <https://lccn.loc.gov/2018036311>

About the Author



Nivaldo Tro has been teaching college Chemistry since 1990 and is currently teaching at Santa Barbara City College. He received his Ph.D. in chemistry from Stanford University for work on developing and using optical techniques to study the adsorption and desorption of molecules to and from surfaces in ultrahigh vacuum. He then went on to the University of California at Berkeley, where he did postdoctoral research on ultrafast reaction dynamics in solution. Professor Tro has been awarded grants from the American Chemical Society Petroleum Research Fund, the Research Corporation, and the National Science Foundation to study the dynamics of various processes occurring in thin adlayer films adsorbed on dielectric surfaces. Professor Tro lives in Santa Barbara with his wife, Ann, and their four children, Michael, Ali, Kyle, and Kaden. In his leisure time, Professor Tro enjoys mountain biking, surfing, and being outdoors with his family.

*To Michael, Ali,
Kyle, and Kaden*

Brief Contents

1	Matter, Measurement, and Problem Solving	1
2	Atoms and Elements	48
3	Molecules and Compounds	90
4	Chemical Reactions and Chemical Quantities	138
5	Introduction to Solutions and Aqueous Reactions	166
6	Gases	210
7	Thermochemistry	262
8	The Quantum-Mechanical Model of the Atom	310
9	Periodic Properties of the Elements	350
10	Chemical Bonding I: The Lewis Model	392
11	Chemical Bonding II: Molecular Shapes, Valence Bond Theory, and Molecular Orbital Theory	436
12	Liquids, Solids, and Intermolecular Forces	494
13	Solids and Modern Materials	540
14	Solutions	578
15	Chemical Kinetics	630
16	Chemical Equilibrium	682
17	Acids and Bases	730
18	Aqueous Ionic Equilibrium	786
19	Free Energy and Thermodynamics	846
20	Electrochemistry	896
21	Radioactivity and Nuclear Chemistry	946
22	Organic Chemistry	988
23	Biochemistry	1036
24	Chemistry of the Nonmetals	1070
25	Metals and Metallurgy	1108
26	Transition Metals and Coordination Compounds	1134
Appendix I	Common Mathematical Operations in Chemistry	A-1
Appendix II	Useful Data	A-5
Appendix III	Answers to Selected Exercises	A-15
Appendix IV	Answers to In-Chapter Practice Problems	A-53
	Glossary	G-1
	Photo and Text Credits	C-1
	Index	I-1



Interactive eText Media Contents

KEY CONCEPT VIDEOS (KCVs)

- 1.1 Atoms and Molecules
- 1.3 Classifying Matter
- 1.6 Units and Significant Figures
- 1.7 Significant Figures in Calculations
- 1.8 Solving Chemical Problems
- 2.3 Atomic Theory
- 2.6 Subatomic Particles and Isotope Symbols
- 2.7 The Periodic Law and the Periodic Table
- 2.9 The Mole Concept
- 3.5 Naming Ionic Compounds
- 3.6 Naming Molecular Compounds
- 4.2 Writing and Balancing Chemical Equations
- 4.3 Reaction Stoichiometry
- 4.4 Limiting Reactant, Theoretical Yield, and Percent Yield
- 5.2 Solution Concentration
- 5.5 Reactions in Solutions
- 6.3 Simple Gas Laws and Ideal Gas Law
- 6.6 Mixtures of Gases and Partial Pressures
- 6.8 Kinetic Molecular Theory
- 7.3 The First Law of Thermodynamics
- 7.4 Heat Capacity
- 7.6 The Change in Enthalpy for a Chemical Reaction
- 7.9 Determining the Enthalpy of Reaction from Standard Enthalpies of Formation
- 8.2 The Nature of Light
- 8.4 The Wave Nature of Matter
- 8.5A Quantum Mechanics and the Atom: Orbitals and Quantum Numbers
- 8.5B Atomic Spectroscopy
- 9.3 Electron Configurations
- 9.4 Writing an Electron Configuration Based on an Element's Position on the Periodic Table
- 9.6 Periodic Trends in the Size of Atoms and Effective Nuclear Charge
- 10.5 The Lewis Model for Chemical Bonding
- 10.6 Electronegativity and Bond Polarity
- 10.7 Writing Lewis Structures for Molecular Compounds
- 10.8 Resonance and Formal Charge
- 10.9 Exceptions to the Octet Rule and Expanded Octets
- 11.2 VSEPR Theory
- 11.3 VSEPR Theory: The Effect of Lone Pairs
- 11.5 Molecular Shape and Polarity
- 11.6 Valence Bond Theory
- 11.7 Valence Bond Theory: Hybridization
- 12.3 Intermolecular Forces
- 12.5 Vaporization and Vapor Pressure
- 12.7 Heating Curve for Water
- 12.8 Phase Diagrams
- 13.3 Unit Cells: Simple Cubic, Body-Centered Cubic, and Face-Centered Cubic
- 14.4 Solution Equilibrium and the Factors Affecting Solubility
- 14.5 Solution Concentration: Molarity, Molality, Parts by Mass and Volume, Mole Fraction
- 14.6 Colligative Properties
- 15.2 The Rate of a Chemical Reaction
- 15.3 The Rate Law for a Chemical Reaction
- 15.4 The Integrated Rate Law
- 15.5 The Effect of Temperature on Reaction Rate
- 15.6 Reaction Mechanisms
- 16.3 The Equilibrium Constant
- 16.7 The Reaction Quotient
- 16.8 Finding Equilibrium Concentrations from Initial Concentrations
- 16.9 Le Châtelier's Principle
- 17.3 Definitions of Acids and Bases
- 17.4 Acid Strength and the Acid Ionization Constant
- 17.5 The pH Scale
- 17.6 Finding the $[\text{H}_3\text{O}^+]$ and pH of Strong and Weak Acid Solutions
- 17.8 The Acid-Base Properties of Ions and Salts
- 18.2A Buffers
- 18.2B Finding pH and pH Changes in Buffer Solutions
- 18.4A The Titration of a Strong Acid with a Strong Base
- 18.4B The Titration of a Weak Acid and a Strong Base
- 19.3 Entropy and the Second Law of Thermodynamics
- 19.6 The Effect of ΔH , ΔS , and T on Reaction Spontaneity
- 19.7 Standard Molar Entropies
- 20.3 Voltaic Cells
- 20.4 Standard Electrode Potentials
- 20.5 Cell Potential, Free Energy, and the Equilibrium Constant
- 21.3 Types of Radioactivity

INTERACTIVE WORKED EXAMPLES (IWEs)

- 1.5 Determining the Number of Significant Figures in a Number
- 1.6 Significant Figures in Calculations
- 1.8 Unit Conversion
- 1.9 Unit Conversions Involving Units Raised to a Power
- 1.10 Density as a Conversion Factor
- 1.12 Problems with Equations
- 2.3 Atomic Numbers, Mass Numbers, and Isotope Symbols
- 2.5 Atomic Mass
- 2.8 The Mole Concept—Converting between Mass and Number of Atoms
- 2.9 The Mole Concept
- 3.3 Writing Formulas for Ionic Compounds
- 3.11 Using the Nomenclature Flowchart to Name Compounds
- 3.13 The Mole Concept—Converting between Mass and Number of Molecules
- 3.15 Using Mass Percent Composition as a Conversion Factor
- 3.16 Chemical Formulas as Conversion Factors
- 3.18 Obtaining an Empirical Formula from Experimental Data
- 3.21 Determining an Empirical Formula from Combustion Analysis
- 4.2 Balancing Chemical Equations
- 4.3 Balancing Chemical Equations Containing a Polyatomic Ion
- 4.4 Stoichiometry
- 4.6 Limiting Reactant and Theoretical Yield
- 5.1 Calculating Solution Concentration
- 5.2 Using Molarity in Calculations
- 5.3 Solution Dilution
- 5.4 Solution Stoichiometry
- 5.5 Predicting Whether an Ionic Compound Is Soluble
- 5.6 Writing Equations for Precipitation Reactions
- 5.9 Writing Equations for Acid–Base Reactions Involving a Strong Acid
- 5.11 Acid–Base Titration
- 5.13 Assigning Oxidation States
- 6.5 Ideal Gas Law I
- 6.7 Density
- 6.8 Molar Mass of a Gas
- 6.10 Partial Pressures and Mole Fractions
- 6.11 Collecting Gases over Water
- 6.12 Gases in Chemical Reactions
- 6.15 Graham’s Law of Effusion
- 7.2 Temperature Changes and Heat Capacity
- 7.3 Thermal Energy Transfer
- 7.5 Measuring ΔE_{rxn} in a Bomb Calorimeter
- 7.7 Stoichiometry Involving ΔH
- 7.8 Measuring ΔH_{rxn} in a Coffee-Cup Calorimeter
- 7.9 Hess’s Law
- 7.11 $\Delta H_{\text{rxn}}^{\circ}$ and Standard Enthalpies of Formation
- 8.2 Photon Energy
- 8.3 Wavelength, Energy, and Frequency
- 8.5 Quantum Numbers I
- 8.7 Wavelength of Light for a Transition in the Hydrogen Atom
- 9.2 Writing Orbital Diagrams
- 9.4 Writing Electron Configurations from the Periodic Table
- 9.5 Atomic Size
- 9.6 Electron Configurations and Magnetic Properties for Ions
- 9.8 First Ionization Energy
- 10.4 Writing Lewis Structures
- 10.6 Writing Lewis Structures for Polyatomic Ions
- 10.7 Writing Resonance Structures
- 10.8 Assigning Formal Charges
- 10.9 Drawing Resonance Structures and Assigning Formal Charge for Organic Compounds
- 10.10 Writing Lewis Structures for Compounds Having Expanded Octets
- 10.11 Calculating ΔH_{rxn} from Bond Energies
- 11.1 VSEPR Theory and the Basic Shapes
- 11.2 Predicting Molecular Geometries
- 11.4 Predicting the Shape of Larger Molecules
- 11.5 Determining Whether a Molecule Is Polar
- 11.8 Hybridization and Bonding Scheme
- 11.10 Molecular Orbital Theory
- 12.1 Dipole–Dipole Forces
- 12.2 Hydrogen Bonding
- 12.3 Using the Heat of Vaporization in Calculations
- 12.5 Using the Two-Point Form of the Clausius–Clapeyron Equation to Predict the Vapor Pressure at a Given Temperature
- 13.3 Relating Unit Cell Volume, Edge Length, and Atomic Radius
- 13.4 Relating Density to Crystal Structure
- 14.2 Henry’s Law
- 14.3 Using Parts by Mass in Calculations
- 14.4 Calculating Concentrations
- 14.5 Converting between Concentration Units
- 14.6 Calculating the Vapor Pressure of a Solution Containing a Nonelectrolyte and Nonvolatile Solute
- 14.9 Boiling Point Elevation
- 14.12 Calculating the Vapor Pressure of a Solution Containing an Ionic Solute
- 15.1 Expressing Reaction Rates
- 15.2 Determining the Order and Rate Constant of a Reaction
- 15.4 The First-Order Integrated Rate Law: Determining the Concentration of a Reactant at a Given Time
- 15.8 Using the Two-Point Form of the Arrhenius Equation
- 15.9 Reaction Mechanisms
- 16.1 Expressing Equilibrium Constants for Chemical Equations

- 16.3 Relating K_p and K_c
- 16.5 Finding Equilibrium Constants from Experimental Concentration Measurements
- 16.7 Predicting the Direction of a Reaction by Comparing Q and K
- 16.8 Finding Equilibrium Concentrations When You Know the Equilibrium Constant and All but One of the Equilibrium Concentrations of the Reactants and Products
- 16.9 Finding Equilibrium Concentrations from Initial Concentrations and the Equilibrium Constant
- 16.12 Finding Equilibrium Concentrations from Initial Concentrations in Cases with a Small Equilibrium Constant
- 16.14 The Effect of a Concentration Change on Equilibrium
- 17.1 Identifying Brønsted–Lowry Acids and Bases and Their Conjugates
- 17.3 Calculating pH from $[\text{H}_3\text{O}^+]$ or $[\text{OH}^-]$
- 17.5 Finding the $[\text{H}_3\text{O}^+]$ of a Weak Acid Solution
- 17.7 Finding the pH of a Weak Acid Solution in Cases Where the x is *small* Approximation Does Not Work
- 17.8 Finding the Equilibrium Constant from pH
- 17.9 Finding the Percent Ionization of a Weak Acid
- 17.12 Finding the $[\text{OH}^-]$ and pH of a Weak Base Solution
- 17.14 Determining the pH of a Solution Containing an Anion Acting as a Base
- 17.16 Determining the Overall Acidity or Basicity of Salt Solutions
- 18.2 Calculating the pH of a Buffer Solution as an Equilibrium Problem and with the Henderson–Hasselbalch Equation
- 18.3 Calculating the pH Change in a Buffer Solution after the Addition of a Small Amount of Strong Acid or Base
- 18.4 Using the Henderson–Hasselbalch Equation to Calculate the pH of a Buffer Solution Composed of a Weak Base and Its Conjugate Acid
- 18.6 Strong Acid–Strong Base Titration pH Curve
- 18.7 Weak Acid–Strong Base Titration pH Curve
- 18.8 Calculating Molar Solubility from K_{sp}
- 18.12 Predicting Precipitation Reactions by Comparing Q and K_{sp}
- 19.2 Calculating ΔS for a Change of State
- 19.3 Calculating Entropy Changes in the Surroundings
- 19.4 Calculating Gibbs Free Energy Changes and Predicting Spontaneity from ΔH and ΔS
- 19.5 Calculating Standard Entropy Changes (ΔS_{rxn}°)
- 19.6 Calculating the Standard Change in Free Energy for a Reaction Using $\Delta G_{rxn}^\circ = \Delta H_{rxn}^\circ - T\Delta S_{rxn}^\circ$
- 19.10 Calculating ΔG_{rxn} under Nonstandard Conditions
- 19.11 The Equilibrium Constant and ΔG_{rxn}°
- 20.2 Half-Reaction Method of Balancing Aqueous Redox Equations in Acidic Solution
- 20.3 Balancing Redox Reactions Occurring in Basic Solution
- 20.4 Calculating Standard Potentials for Electrochemical Cells from Standard Electrode Potentials of the Half-Reactions
- 20.6 Relating ΔG° and E_{cell}°
- 21.1 Writing Nuclear Equations for Alpha Decay
- 21.2 Writing Nuclear Equations for Beta Decay, Positron Emission, and Electron Capture
- 21.4 Radioactive Decay Kinetics
- 21.5 Radiocarbon Dating
- 22.3 Naming Alkanes

Contents

PREFACE xxi

1 Matter, Measurement, and Problem Solving 1

- 1.1 Atoms and Molecules 1
- 1.2 The Scientific Approach to Knowledge 3
 - THE NATURE OF SCIENCE** *Thomas S. Kuhn and Scientific Revolutions* 5
- 1.3 The Classification of Matter 5
 - The States of Matter: Solid, Liquid, and Gas 6
 - Classifying Matter by Composition: Elements, Compounds, and Mixtures 7
 - Separating Mixtures 8
- 1.4 Physical and Chemical Changes and Physical and Chemical Properties 9
- 1.5 Energy: A Fundamental Part of Physical and Chemical Change 12
- 1.6 The Units of Measurement 13
 - Standard Units 14
 - The Meter: A Measure of Length 14
 - The Kilogram: A Measure of Mass 14
 - The Second: A Measure of Time 14
 - The Kelvin: A Measure of Temperature 15
 - Prefix Multipliers 17
 - Derived Units: Volume and Density 17
 - Volume 18
 - Density 18
 - Calculating Density 19
 - CHEMISTRY AND MEDICINE** *Bone Density* 20
- 1.7 The Reliability of a Measurement 20
 - Counting Significant Figures 22
 - Exact Numbers 22
 - Significant Figures in Calculations 23
 - Precision and Accuracy 25
 - CHEMISTRY IN YOUR DAY** *Integrity in Data Gathering* 26
- 1.8 Solving Chemical Problems 26
 - Converting from One Unit to Another 26
 - General Problem-Solving Strategy 28
 - Units Raised to a Power 30
 - Order-of-Magnitude Estimations 31
 - Problems Involving an Equation 32
- 1.9 Analyzing and Interpreting Data 33
 - Identifying Patterns in Data 33
 - Interpreting Graphs 34


CHAPTER IN REVIEW Self-Assessment Quiz 36 Terms 37
Concepts 38 Equations and Relationships 38
Learning Outcomes 38

EXERCISES Review Questions 39 Problems by Topic 39
Cumulative Problems 43 Challenge Problems 45
Conceptual Problems 45 Questions for Group Work 46
Data Interpretation and Analysis 46 Answers to Conceptual Connections 47

2 Atoms and Elements 48



- 2.1 Brownian Motion: Atoms Confirmed 49
- 2.2 Early Ideas about the Building Blocks of Matter 51
- 2.3 Modern Atomic Theory and the Laws That Led to It 51
 - The Law of Conservation of Mass 51
 - The Law of Definite Proportions 52
 - The Law of Multiple Proportions 53
 - John Dalton and the Atomic Theory 54
 - CHEMISTRY IN YOUR DAY** *Atoms and Humans* 54
- 2.4 The Discovery of the Electron 55
 - Cathode Rays 55
 - Millikan's Oil Drop Experiment: The Charge of the Electron 56
- 2.5 The Structure of the Atom 57
- 2.6 Subatomic Particles: Protons, Neutrons, and Electrons in Atoms 59
 - Elements: Defined by Their Numbers of Protons 60
 - Isotopes: When the Number of Neutrons Varies 61
 - Ions: Losing and Gaining Electrons 63
 - CHEMISTRY IN YOUR DAY** *Where Did Elements Come From?* 64
- 2.7 Finding Patterns: The Periodic Law and the Periodic Table 65
 - Modern Periodic Table Organization 66
 - Ions and the Periodic Table 68
 - CHEMISTRY AND MEDICINE** *The Elements of Life* 69
- 2.8 Atomic Mass: The Average Mass of an Element's Atoms 69
 - Mass Spectrometry: Measuring the Mass of Atoms and Molecules 70
 - CHEMISTRY IN YOUR DAY** *Evolving Atomic Masses* 72




2.9 Molar Mass: Counting Atoms by Weighing Them 73

The Mole: A Chemist's "Dozen" 73 Converting between Number of Moles and Number of Atoms 74
Converting between Mass and Amount (Number of Moles) 75

CHAPTER IN REVIEW Self-Assessment Quiz 78 Terms 79
Concepts 80 Equations and Relationships 80
Learning Outcomes 81

EXERCISES Review Questions 81 Problems by Topic 82
Cumulative Problems 85 Challenge Problems 86
Conceptual Problems 87 Questions for Group Work 88
Data Interpretation and Analysis 88 Answers to Conceptual Connections 89

3 Molecules and Compounds 90



3.1 Hydrogen, Oxygen, and Water 91

3.2 Chemical Bonds 93

Ionic Bonds 93 Covalent Bonds 94

3.3 Representing Compounds: Chemical Formulas and Molecular Models 94

Types of Chemical Formulas 94
Molecular Models 96

3.4 An Atomic-Level View of Elements and Compounds 96

3.5 Ionic Compounds: Formulas and Names 100

Writing Formulas for Ionic Compounds 100 Naming Ionic Compounds 101 Naming Binary Ionic Compounds Containing a Metal That Forms Only One Type of Cation 102 Naming Binary Ionic Compounds Containing a Metal That Forms More Than One Kind of Cation 103 Naming Ionic Compounds Containing Polyatomic Ions 104 Hydrated Ionic Compounds 105

3.6 Molecular Compounds: Formulas and Names 106

Naming Molecular Compounds 106 Naming Acids 107 Naming Binary Acids 108 Naming Oxyacids 108

CHEMISTRY IN THE ENVIRONMENT Acid Rain 108

3.7 Summary of Inorganic Nomenclature 109

3.8 Formula Mass and the Mole Concept for Compounds 111

Molar Mass of a Compound 111 Using Molar Mass to Count Molecules by Weighing 111

3.9 Composition of Compounds 113

Mass Percent Composition as a Conversion Factor 114
Conversion Factors from Chemical Formulas 116

CHEMISTRY AND MEDICINE Methylmercury in Fish 118

3.10 Determining a Chemical Formula from Experimental Data 118

Determining Molecular Formulas for Compounds 120
Combustion Analysis 121

3.11 Organic Compounds 123

Hydrocarbons 124 Functionalized Hydrocarbons 125

CHAPTER IN REVIEW Self-Assessment Quiz 127 Terms 128
Concepts 128 Equations and Relationships 129
Learning Outcomes 129

EXERCISES Review Questions 129 Problems by Topic 130 Cumulative Problems 134 Challenge Problems 135 Conceptual Problems 135 Questions for Group Work 136 Data Interpretation and Analysis 136 Answers to Conceptual Connections 136

4 Chemical Reactions and Chemical Quantities 138

4.1 Climate Change and the Combustion of Fossil Fuels 139

4.2 Writing and Balancing Chemical Equations 141

4.3 Reaction Stoichiometry: How Much Carbon Dioxide? 145

Making Pizza: The Relationships among Ingredients 145
Making Molecules: Mole-to-Mole Conversions 146
Making Molecules: Mass-to-Mass Conversions 146

4.4 Stoichiometric Relationships: Limiting Reactant, Theoretical Yield, Percent Yield, and Reactant in Excess 149

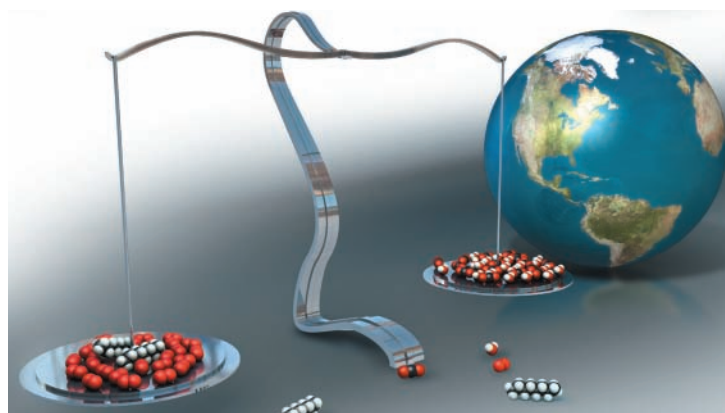
Calculating Limiting Reactant, Theoretical Yield, and Percent Yield 151 Calculating Limiting Reactant, Theoretical Yield, and Percent Yield from Initial Reactant Masses 152

4.5 Three Examples of Chemical Reactions: Combustion, Alkali Metals, and Halogens 155

Combustion Reactions 155 Alkali Metal Reactions 156
Halogen Reactions 156

CHAPTER IN REVIEW Self-Assessment Quiz 158 Terms 159
Concepts 159 Equations and Relationships 159
Learning Outcomes 159

EXERCISES Review Questions 160 Problems by Topic 160
Cumulative Problems 163 Challenge Problems 164 Conceptual Problems 164 Questions for Group Work 165 Data Interpretation and Analysis 165 Answers to Conceptual Connections 165



5 Introduction to Solutions and Aqueous Reactions 166



- 5.1 Molecular Gastronomy and the Spherified Cherry 167
- 5.2 Solution Concentration 168
 - Solution Concentration 168 Using Molarity in Calculations 170
 - Solution Dilution 171
- 5.3 Solution Stoichiometry 173
- 5.4 Types of Aqueous Solutions and Solubility 175
 - Electrolyte and Nonelectrolyte Solutions 175
 - The Solubility of Ionic Compounds 177
- 5.5 Precipitation Reactions 179
- 5.6 Representing Aqueous Reactions: Molecular, Ionic, and Net Ionic Equations 183
- 5.7 Acid–Base Reactions 185
 - Acid–Base Reactions 185
 - Acid–Base Titrations 189
- 5.8 Gas-Evolution Reactions 191
- 5.9 Oxidation–Reduction Reactions 193
 - Oxidation States 194
 - Identifying Redox Reactions 196
 - The Activity Series: Predicting Whether a Redox Reaction Is Spontaneous 198

CHEMISTRY IN YOUR DAY Bleached Blonde 199

CHAPTER IN REVIEW Self-Assessment Quiz 201 Terms 202
Concepts 202 Equations and Relationships 203
Learning Outcomes 203

EXERCISES Review Questions 204 Problems by Topic 204
Cumulative Problems 206 Challenge Problems 207
Conceptual Problems 207 Questions for Group Work 208
Data Interpretation and Analysis 208 Answers to Conceptual Connections 209

6 Gases 210

- 6.1 Supersonic Skydiving and the Risk of Decompression 211
- 6.2 Pressure: The Result of Molecular Collisions 212
 - Pressure Units 213
 - The Manometer: A Way to Measure Pressure in the Laboratory 214

CHEMISTRY AND MEDICINE Blood Pressure 215
- 6.3 The Simple Gas Laws: Boyle's Law, Charles's Law, and Avogadro's Law 215
 - Boyle's Law: Volume and Pressure 216
 - Charles's Law: Volume and Temperature 218

CHEMISTRY IN YOUR DAY Extra-Long Snorkels 219
Avogadro's Law: Volume and Amount (in Moles) 221

- 6.4 The Ideal Gas Law 222
- 6.5 Applications of the Ideal Gas Law: Molar Volume, Density, and Molar Mass of a Gas 225
 - Molar Volume at Standard Temperature and Pressure 225
 - Density of a Gas 226
 - Molar Mass of a Gas 227
- 6.6 Mixtures of Gases and Partial Pressures 228
 - Deep-Sea Diving and Partial Pressures 231
 - Collecting Gases over Water 233
- 6.7 Gases in Chemical Reactions: Stoichiometry Revisited 235
 - Molar Volume and Stoichiometry 236

ANALYZING AND INTERPRETING DATA Good News about Our Nation's Air Quality 238
- 6.8 Kinetic Molecular Theory: A Model for Gases 238
 - How Kinetic Molecular Theory Explains Pressure and the Simple Gas Laws 239
 - Kinetic Molecular Theory and the Ideal Gas Law 240
 - Temperature and Molecular Velocities 242
- 6.9 Mean Free Path, Diffusion, and Effusion of Gases 245
- 6.10 Real Gases: The Effects of Size and Intermolecular Forces 246
 - The Effect of the Finite Volume of Gas Particles 247
 - The Effect of Intermolecular Forces 248
 - Van der Waals Equation 249
 - Real Gases 249

CHAPTER IN REVIEW Self-Assessment Quiz 250 Terms 251
Concepts 251 Equations and Relationships 252
Learning Outcomes 252

EXERCISES Review Questions 253 Problems by Topic 253
Cumulative Problems 257 Challenge Problems 259
Conceptual Problems 260 Questions for Group Work 260
Data Interpretation and Analysis 260 Answers to Conceptual Connections 261



7 Thermochemistry 262

- 7.1 Chemical Hand Warmers 263
- 7.2 The Nature of Energy: Key Definitions 264
 - Types of Energy 264
 - Energy Conservation and Energy Transfer 265
 - Units of Energy 265
- 7.3 The First Law of Thermodynamics: There Is No Free Lunch 267
 - Internal Energy 267

CHEMISTRY IN YOUR DAY Redheffer's Perpetual Motion Machine 267

 - Heat and Work 270



- 7.4 Quantifying Heat and Work** 272
Heat 272 Temperature Changes and Heat Capacity 272 Thermal Energy Transfer 274 Work: Pressure–Volume Work 276
- 7.5 Measuring ΔE for Chemical Reactions: Constant-Volume Calorimetry** 278
- 7.6 Enthalpy: The Heat Evolved in a Chemical Reaction at Constant Pressure** 281
Exothermic and Endothermic Processes: A Molecular View 283 Stoichiometry Involving ΔH : Thermochemical Equations 283
- 7.7 Constant-Pressure Calorimetry: Measuring ΔH_{rxn}** 285
- 7.8 Relationships Involving ΔH_{rxn}** 286
- 7.9 Determining Enthalpies of Reaction from Standard Enthalpies of Formation** 289
Standard States and Standard Enthalpy Changes 289 Calculating the Standard Enthalpy Change for a Reaction 291
- 7.10 Energy Use and the Environment** 294
Energy Consumption 294 Environmental Problems Associated with Fossil Fuel Use 295 Air Pollution 295 Global Climate Change 296
- CHEMISTRY IN THE ENVIRONMENT** Renewable Energy 298

CHAPTER IN REVIEW Self-Assessment Quiz 299 Terms 300 Concepts 300 Equations and Relationships 301 Learning Outcomes 301

EXERCISES Review Questions 302 Problems by Topic 302 Cumulative Problems 306 Challenge Problems 307 Conceptual Problems 308 Questions for Group Work 308 Data Interpretation and Analysis 309 Answers to Conceptual Connections 309

8 The Quantum-Mechanical Model of the Atom 310

- 8.1 Schrödinger's Cat** 311
- 8.2 The Nature of Light** 312
The Wave Nature of Light 313
The Electromagnetic Spectrum 315
- CHEMISTRY AND MEDICINE** Radiation Treatment for Cancer 317
Interference and Diffraction 317 The Particle Nature of Light 318

- 8.3 Atomic Spectroscopy and the Bohr Model** 322
CHEMISTRY IN YOUR DAY Atomic Spectroscopy, a Bar Code for Atoms 324
- 8.4 The Wave Nature of Matter: The de Broglie Wavelength, the Uncertainty Principle, and Indeterminacy** 325
The de Broglie Wavelength 327 The Uncertainty Principle 328 Indeterminacy and Probability Distribution Maps 329
- 8.5 Quantum Mechanics and the Atom** 331
Solutions to the Schrödinger Equation for the Hydrogen Atom 331 Atomic Spectroscopy Explained 334
- 8.6 The Shapes of Atomic Orbitals** 337
s Orbitals ($l = 0$) 337 p Orbitals ($l = 1$) 340
d Orbitals ($l = 2$) 340 f Orbitals ($l = 3$) 340
The Phase of Orbitals 341 The Shape of Atoms 342

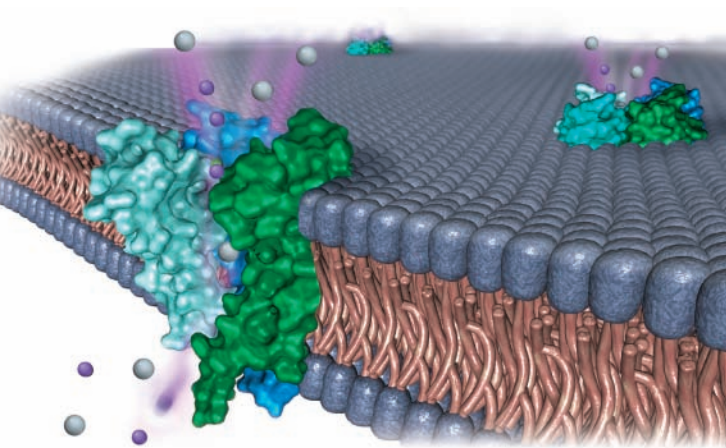
CHAPTER IN REVIEW Self-Assessment Quiz 342 Terms 343 Concepts 343 Equations and Relationships 344 Learning Outcomes 344

EXERCISES Review Questions 344 Problems by Topic 345 Cumulative Problems 346 Challenge Problems 347 Conceptual Problems 348 Questions for Group Work 348 Data Interpretation and Analysis 349 Answers to Conceptual Connections 349



9 Periodic Properties of the Elements 350

- 9.1 Nerve Signal Transmission** 351
- 9.2 The Development of the Periodic Table** 352
- 9.3 Electron Configurations: How Electrons Occupy Orbitals** 353
Electron Spin and the Pauli Exclusion Principle 354 Sublevel Energy Splitting in Multielectron Atoms 354 Coulomb's Law 355 Shielding 356 Penetration 356 Electron Spatial Distributions and Sublevel Splitting 356 Electron Configurations for Multielectron Atoms 358
- 9.4 Electron Configurations, Valence Electrons, and the Periodic Table** 361
Orbital Blocks in the Periodic Table 362 Writing an Electron Configuration for an Element from Its Position in the Periodic Table 363 The Transition and Inner Transition Elements 364



- 9.5 The Explanatory Power of the Quantum-Mechanical Model** 365
- 9.6 Periodic Trends in the Size of Atoms and Effective Nuclear Charge** 366
Effective Nuclear Charge 368 Atomic Radii and the Transition Elements 369
- 9.7 Ions: Electron Configurations, Magnetic Properties, Ionic Radii, and Ionization Energy** 371
Electron Configurations and Magnetic Properties of Ions 371 Ionic Radii 373 Ionization Energy 375 Trends in First Ionization Energy 375 Exceptions to Trends in First Ionization Energy 377 Trends in Second and Successive Ionization Energies 378
- 9.8 Electron Affinities and Metallic Character** 379
Electron Affinity 379 Metallic Character 380
- 9.9 Periodic Trends Summary** 383

CHAPTER IN REVIEW Self-Assessment Quiz 383 Terms 384 Concepts 384 Equations and Relationships 385 Learning Outcomes 385

EXERCISES Review Questions 386 Problems by Topic 387 Cumulative Problems 388 Challenge Problems 389 Conceptual Problems 390 Questions for Group Work 390 Data Interpretation and Analysis 391 Answers to Conceptual Connections 391

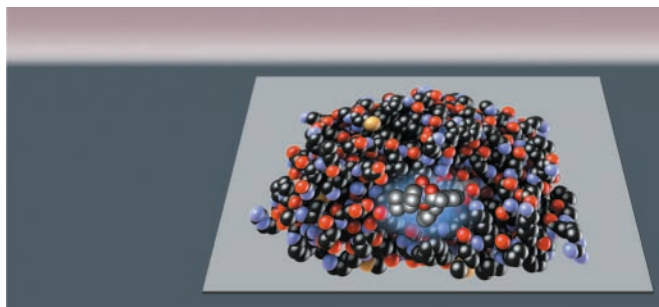
10 Chemical Bonding I: The Lewis Model 392

- 10.1 Bonding Models and AIDS Drugs** 393
- 10.2 Types of Chemical Bonds** 394
- 10.3 Representing Valence Electrons with Dots** 396
- 10.4 Ionic Bonding: Lewis Symbols and Lattice Energies** 397
Ionic Bonding and Electron Transfer 397 Lattice Energy: The Rest of the Story 398 The Born–Haber Cycle 398 Trends in Lattice Energies: Ion Size 401 Trends in Lattice Energies: Ion Charge 401 Ionic Bonding: Models and Reality 402
CHEMISTRY AND MEDICINE *Ionic Compounds in Medicine* 403

- 10.5 Covalent Bonding: Lewis Structures** 404
Single Covalent Bonds 404 Double and Triple Covalent Bonds 404 Covalent Bonding: Models and Reality 405
- 10.6 Electronegativity and Bond Polarity** 406
Electronegativity 407 Bond Polarity, Dipole Moment, and Percent Ionic Character 408
- 10.7 Lewis Structures of Molecular Compounds and Polyatomic Ions** 410
Writing Lewis Structures for Molecular Compounds 410 Writing Lewis Structures for Polyatomic Ions 412
- 10.8 Resonance and Formal Charge** 412
Resonance 412 Formal Charge 414
- 10.9 Exceptions to the Octet Rule: Odd-Electron Species, Incomplete Octets, and Expanded Octets** 417
Odd-Electron Species 418 Incomplete Octets 418
CHEMISTRY IN THE ENVIRONMENT *Free Radicals and the Atmospheric Vacuum Cleaner* 419 Expanded Octets 420
- 10.10 Bond Energies and Bond Lengths** 422
Bond Energy 422 Using Average Bond Energies to Estimate Enthalpy Changes for Reactions 423 Bond Lengths 424
- 10.11 Bonding in Metals: The Electron Sea Model** 425
CHEMISTRY IN THE ENVIRONMENT *The Lewis Structure of Ozone* 426

CHAPTER IN REVIEW Self-Assessment Quiz 427 Terms 428 Concepts 428 Equations and Relationships 429 Learning Outcomes 429

EXERCISES Review Questions 430 Problems by Topic 430 Cumulative Problems 432 Challenge Problems 434 Conceptual Problems 434 Questions for Group Work 434 Data Interpretation and Analysis 435 Answers to Conceptual Connections 435



11 Chemical Bonding II: Molecular Shapes, Valence Bond Theory, and Molecular Orbital Theory 436

- 11.1 Morphine: A Molecular Imposter** 437
- 11.2 VSEPR Theory: The Five Basic Shapes** 438
Two Electron Groups: Linear Geometry 439
Three Electron Groups: Trigonal Planar Geometry 439
Four Electron Groups: Tetrahedral Geometry 439
Five Electron Groups: Trigonal Bipyramidal Geometry 441
Six Electron Groups: Octahedral Geometry 441



- 11.3 VSEPR Theory: The Effect of Lone Pairs** 442
Four Electron Groups with Lone Pairs 442 Five Electron Groups with Lone Pairs 444 Six Electron Groups with Lone Pairs 445
- 11.4 VSEPR Theory: Predicting Molecular Geometries** 447
Representing Molecular Geometries on Paper 449 Predicting the Shapes of Larger Molecules 449
- 11.5 Molecular Shape and Polarity** 450
Vector Addition 452
CHEMISTRY IN YOUR DAY *How Soap Works* 454
- 11.6 Valence Bond Theory: Orbital Overlap as a Chemical Bond** 455
- 11.7 Valence Bond Theory: Hybridization of Atomic Orbitals** 457
 sp^3 Hybridization 458 sp^2 Hybridization and Double Bonds 460
CHEMISTRY IN YOUR DAY *The Chemistry of Vision* 464
 sp Hybridization and Triple Bonds 464 sp^3d and sp^3d^2 Hybridization 466 Writing Hybridization and Bonding Schemes 467
- 11.8 Molecular Orbital Theory: Electron Delocalization** 470
Linear Combination of Atomic Orbitals (LCAOs) 471
Period Two Homonuclear Diatomic Molecules 475
Second-Period Heteronuclear Diatomic Molecules 480
Polyatomic Molecules 482

CHAPTER IN REVIEW Self-Assessment Quiz 483 Terms 484
Concepts 484 Equations and Relationships 484
Learning Outcomes 485

EXERCISES Review Questions 485 Problems by Topic 486 Cumulative Problems 488 Challenge Problems 490 Conceptual Problems 491 Questions for Group Work 491 Data Interpretation and Analysis 492
Answers to Conceptual Connections 492

12 Liquids, Solids, and Intermolecular Forces 494


- 12.1 Water, No Gravity** 495
- 12.2 Solids, Liquids, and Gases: A Molecular Comparison** 496
Differences between States of Matter 496
Changes between States 498
- 12.3 Intermolecular Forces: The Forces That Hold Condensed States Together** 499
Dispersion Force 500 Dipole–Dipole Force 502
Hydrogen Bonding 505 Ion–Dipole Force 507
CHEMISTRY AND MEDICINE *Hydrogen Bonding in DNA* 508
- 12.4 Intermolecular Forces in Action: Surface Tension, Viscosity, and Capillary Action** 509
Surface Tension 509 Viscosity 511
CHEMISTRY IN YOUR DAY *Viscosity and Motor Oil* 511
Capillary Action 511
- 12.5 Vaporization and Vapor Pressure** 512
The Process of Vaporization 512 The Energetics of Vaporization 514 Vapor Pressure and Dynamic Equilibrium 515 Temperature Dependence of Vapor Pressure and Boiling Point 517 The Clausius–Clapeyron Equation 518 The Critical Point: The Transition to an Unusual State of Matter 521
- 12.6 Sublimation and Fusion** 522
Sublimation 522 Fusion 523 Energetics of Melting and Freezing 523
- 12.7 Heating Curve for Water** 524
- 12.8 Phase Diagrams** 527
The Major Features of a Phase Diagram 527 Navigation within a Phase Diagram 528 The Phase Diagrams of Other Substances 529
- 12.9 Water: An Extraordinary Substance** 529
CHEMISTRY IN THE ENVIRONMENT *Water Pollution* 531

CHAPTER IN REVIEW Self-Assessment Quiz 531 Terms 532
Concepts 532 Equations and Relationships 533
Learning Outcomes 533

EXERCISES Review Questions 534 Problems by Topic 534 Cumulative Problems 537 Challenge Problems 537 Conceptual Problems 538 Questions for Group Work 538 Data Interpretation and Analysis 539
Answers to Conceptual Connections 539



13 Solids and Modern Materials 540



- 13.1 Friday Night Experiments: The Discovery of Graphene** 541
- 13.2 X-Ray Crystallography** 542
- 13.3 Unit Cells and Basic Structures** 545
Cubic Unit Cells 545 Closest-Packed Structures 551
- 13.4 The Fundamental Types of Crystalline Solids** 552
Molecular Solids 553
CHEMISTRY IN YOUR DAY *Chocolate, An Edible Material* 554
Ionic Solids 555 Atomic Solids 555
- 13.5 The Structures of Ionic Solids** 556
- 13.6 Network Covalent Atomic Solids: Carbon and Silicates** 558
Carbon 558 Silicates 561
- 13.7 Ceramics, Cement, and Glass** 561
Ceramics 561 Cement 562 Glass 563
- 13.8 Semiconductors and Band Theory** 563
Molecular Orbitals and Energy Bands 563 Doping: Controlling the Conductivity of Semiconductors 565
- 13.9 Polymers and Plastics** 565
CHEMISTRY IN YOUR DAY *Kevlar* 568

CHAPTER IN REVIEW Self-Assessment Quiz 569
Terms 570 Concepts 570 Equations and Relationships 571
Learning Outcomes 571

EXERCISES Review Questions 571 Problems by Topic 572 Cumulative Problems 575 Challenge Problems 576 Conceptual Problems 576 Questions for Group Work 576 Data Interpretation and Analysis 577 Answers to Conceptual Connections 577

14 Solutions 578

- 14.1 Thirsty Solutions: Why You Shouldn't Drink Seawater** 579
- 14.2 Types of Solutions and Solubility** 581
Nature's Tendency toward Mixing: Entropy 582
The Effect of Intermolecular Forces 582

- 14.3 Energetics of Solution Formation** 586
Energy Changes in Solution Formation 586 Aqueous Solutions and Heats of Hydration 588

- 14.4 Solution Equilibrium and Factors Affecting Solubility** 589
The Temperature Dependence of the Solubility of Solids 591 Factors Affecting the Solubility of Gases in Water 591

- 14.5 Expressing Solution Concentration** 594
CHEMISTRY IN THE ENVIRONMENT *Lake Nyos* 594
Molarity 595 Molality 596 Parts by Mass and Parts by Volume 596 Using Parts by Mass (or Parts by Volume) in Calculations 597 Mole Fraction and Mole Percent 598
CHEMISTRY IN THE ENVIRONMENT *The Dirty Dozen* 598

- 14.6 Colligative Properties: Vapor Pressure Lowering, Freezing Point Depression, Boiling Point Elevation, and Osmotic Pressure** 601
Vapor Pressure Lowering 602 Vapor Pressures of Solutions Containing a Volatile (Nonelectrolyte) Solute 605
Freezing Point Depression and Boiling Point Elevation 608
CHEMISTRY IN YOUR DAY *Antifreeze in Frogs* 611
Osmotic Pressure 611

- 14.7 Colligative Properties of Strong Electrolyte Solutions** 613
Strong Electrolytes and Vapor Pressure 614
Colligative Properties and Medical Solutions 615

- 14.8 Colloids** 616

CHAPTER IN REVIEW Self-Assessment Quiz 619 Terms 620
Concepts 620 Equations and Relationships 621
Learning Outcomes 621

EXERCISES Review Questions 622 Problems by Topic 623
Cumulative Problems 626 Challenge Problems 627
Conceptual Problems 628 Questions for Group Work 628
Data Interpretation and Analysis 629 Answers to Conceptual Connections 629





15 Chemical Kinetics 630

- 15.1 Catching Lizards 631
- 15.2 The Rate of a Chemical Reaction 632
 - Definition of Reaction Rate 632 Measuring Reaction Rates 636
- 15.3 The Rate Law: The Effect of Concentration on Reaction Rate 637
 - The Three Common Reaction Orders ($n = 0, 1, \text{ and } 2$) 637
 - Determining the Order of a Reaction 638 Reaction Order for Multiple Reactants 640
- 15.4 The Integrated Rate Law: The Dependence of Concentration on Time 642
 - The Integrated Rate Law 642 The Half-Life of a Reaction 646
- 15.5 The Effect of Temperature on Reaction Rate 650
 - The Arrhenius Equation 650 The Activation Energy, Frequency Factor, and Exponential Factor 651 Arrhenius Plots: Experimental Measurements of the Frequency Factor and the Activation Energy 652 The Collision Model: A Closer Look at the Frequency Factor 655
- 15.6 Reaction Mechanisms 656
 - Rate Laws for Elementary Steps 657 Rate-Determining Steps and Overall Reaction Rate Laws 658
 - Mechanisms with a Fast Initial Step 659
- 15.7 Catalysis 661
 - Homogeneous and Heterogeneous Catalysis 663
 - Enzymes: Biological Catalysts 664
 - CHEMISTRY AND MEDICINE** Enzyme Catalysis and the Role of Chymotrypsin in Digestion 666

CHAPTER IN REVIEW Self-Assessment Quiz 667 Terms 669 Concepts 669 Equations and Relationships 670 Learning Outcomes 670

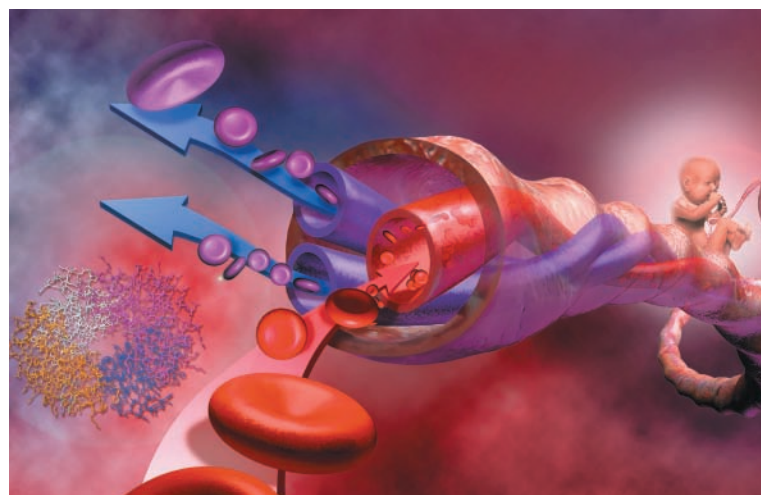
EXERCISES Review Questions 670 Problems by Topic 671 Cumulative Problems 676 Challenge Problems 678 Conceptual Problems 679 Questions for Group Work 680 Data Interpretation and Analysis 680 Answers to Conceptual Connections 681

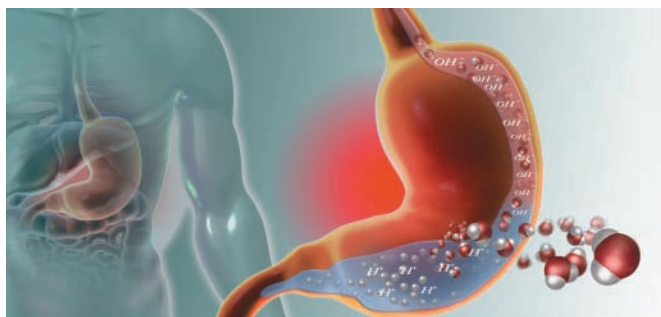
16 Chemical Equilibrium 682

- 16.1 Fetal Hemoglobin and Equilibrium 683
- 16.2 The Concept of Dynamic Equilibrium 685
- 16.3 The Equilibrium Constant (K) 688
 - Expressing Equilibrium Constants for Chemical Reactions 688
 - The Significance of the Equilibrium Constant 689
 - CHEMISTRY AND MEDICINE** Life and Equilibrium 690
 - Relationships between the Equilibrium Constant and the Chemical Equation 691
- 16.4 Expressing the Equilibrium Constant in Terms of Pressure 692
 - Relationship Between K_p and K_c 693 Units of K 694
- 16.5 Heterogeneous Equilibria: Reactions Involving Solids and Liquids 695
- 16.6 Calculating the Equilibrium Constant from Measured Equilibrium Concentrations 696
- 16.7 The Reaction Quotient: Predicting the Direction of Change 699
- 16.8 Finding Equilibrium Concentrations 701
 - Finding Equilibrium Concentrations from the Equilibrium Constant and All but One of the Equilibrium Concentrations of the Reactants and Products 702
 - Finding Equilibrium Concentrations from the Equilibrium Constant and Initial Concentrations or Pressures 703
 - Simplifying Approximations in Working Equilibrium Problems 707
- 16.9 Le Châtelier's Principle: How a System at Equilibrium Responds to Disturbances 711
 - The Effect of a Concentration Change on Equilibrium 712
 - The Effect of a Volume (or Pressure) Change on Equilibrium 714
 - The Effect of a Temperature Change on Equilibrium 716

CHAPTER IN REVIEW Self-Assessment Quiz 718 Terms 719 Concepts 719 Equations and Relationships 720 Learning Outcomes 720

EXERCISES Review Questions 721 Problems by Topic 722 Cumulative Problems 725 Challenge Problems 727 Conceptual Problems 727 Questions for Group Work 728 Data Interpretation and Analysis 728 Answers to Conceptual Connections 729



17 Acids and Bases 730

- 17.1 Heartburn** 731
- 17.2 The Nature of Acids and Bases** 732
- 17.3 Definitions of Acids and Bases** 734
The Arrhenius Definition 734 The Brønsted–Lowry Definition 735
- 17.4 Acid Strength and the Acid Ionization Constant (K_a)** 737
Strong Acids 737 Weak Acids 738 The Acid Ionization Constant (K_a) 739
- 17.5 Autoionization of Water and pH** 740
The pH Scale: A Way to Quantify Acidity and Basicity 742
pOH and Other p Scales 743
CHEMISTRY AND MEDICINE *Ulcers* 744
- 17.6 Finding the $[H_3O^+]$ and pH of Strong and Weak Acid Solutions** 745
Strong Acids 745 Weak Acids 745 Percent Ionization of a Weak Acid 750 Mixtures of Acids 751
- 17.7 Base Solutions** 754
Strong Bases 754 Weak Bases 754
Finding the $[OH^-]$ and pH of Basic Solutions 756
CHEMISTRY AND MEDICINE *What's in My Antacid?* 758
- 17.8 The Acid–Base Properties of Ions and Salts** 758
Anions as Weak Bases 759 Cations as Weak Acids 762
Classifying Salt Solutions as Acidic, Basic, or Neutral 763
- 17.9 Polyprotic Acids** 765
Finding the pH of Polyprotic Acid Solutions 766 Finding the Concentration of the Anions for a Weak Diprotic Acid Solution 768
- 17.10 Acid Strength and Molecular Structure** 770
Binary Acids 770 Oxyacids 771
- 17.11 Lewis Acids and Bases** 772
Molecules That Act as Lewis Acids 772 Cations That Act as Lewis Acids 773
- 17.12 Acid Rain** 773
Effects of Acid Rain 774 Acid Rain Legislation 775

CHAPTER IN REVIEW Self-Assessment Quiz 775 Terms 776
Concepts 776 Equations and Relationships 777
Learning Outcomes 778

EXERCISES Review Questions 778 Problems by Topic 779
Cumulative Problems 782 Challenge Problems 784 Conceptual Problems 784 Questions for Group Work 784 Data Interpretation and Analysis 784 Answers to Conceptual Connections 785

18 Aqueous Ionic Equilibrium 786

- 18.1 The Danger of Antifreeze** 787
- 18.2 Buffers: Solutions That Resist pH Change** 788
Calculating the pH of a Buffer Solution 790 The Henderson–Hasselbalch Equation 791 Calculating pH Changes in a Buffer Solution 794 The Stoichiometry Calculation 794 The Equilibrium Calculation 794 Buffers Containing a Base and Its Conjugate Acid 798
- 18.3 Buffer Effectiveness: Buffer Range and Buffer Capacity** 799
Relative Amounts of Acid and Base 799 Absolute Concentrations of the Acid and Conjugate Base 800 Buffer Range 801
CHEMISTRY AND MEDICINE *Buffer Effectiveness in Human Blood* 802
Buffer Capacity 802
- 18.4 Titrations and pH Curves** 803
The Titration of a Strong Acid with a Strong Base 804
The Titration of a Weak Acid with a Strong Base 808
The Titration of a Weak Base with a Strong Acid 813
The Titration of a Polyprotic Acid 814
Indicators: pH-Dependent Colors 814
- 18.5 Solubility Equilibria and the Solubility Product Constant** 817
 K_{sp} and Molar Solubility 817
CHEMISTRY IN YOUR DAY *Hard Water* 819
 K_{sp} and Relative Solubility 820 The Effect of a Common Ion on Solubility 820 The Effect of pH on Solubility 822
- 18.6 Precipitation** 823
Selective Precipitation 824
- 18.7 Qualitative Chemical Analysis** 826
Group 1: Insoluble Chlorides 827 Group 2: Acid-Insoluble Sulfides 827 Group 3: Base-Insoluble Sulfides and Hydroxides 828 Group 4: Insoluble Phosphates 828 Group 5: Alkali Metals and NH_4^+ 828
- 18.8 Complex Ion Equilibria** 829
The Effect of Complex Ion Equilibria on Solubility 831
The Solubility of Amphoteric Metal Hydroxides 832

CHAPTER IN REVIEW Self-Assessment Quiz 833 Terms 834
Concepts 834 Equations and Relationships 835
Learning Outcomes 835

EXERCISES Review Questions 836 Problems by Topic 837
Cumulative Problems 842 Challenge Problems 843 Conceptual Problems 843 Questions for Group Work 844
Data Interpretation and Analysis 844 Answers to Conceptual Connections 845



19 Free Energy and Thermodynamics 846



- 19.1 Cold Coffee and Dead Universes** 847
- 19.2 Spontaneous and Nonspontaneous Processes** 848
- 19.3 Entropy and the Second Law of Thermodynamics** 850
Entropy 852 The Entropy Change upon the Expansion of an Ideal Gas 854
- 19.4 Entropy Changes Associated with State Changes** 856
Entropy and State Change: The Concept 857 Entropy and State Changes: The Calculation 858
- 19.5 Heat Transfer and Changes in the Entropy of the Surroundings** 860
The Temperature Dependence of ΔS_{surr} 861
Quantifying Entropy Changes in the Surroundings 861
- 19.6 Gibbs Free Energy** 863
The Effect of ΔH , ΔS , and T on Spontaneity 864
- 19.7 Entropy Changes in Chemical Reactions: Calculating $\Delta S_{\text{rxn}}^{\circ}$** 867
Defining Standard States and Standard Entropy Changes 867 Standard Molar Entropies (S°) and the Third Law of Thermodynamics 867 Calculating the Standard Entropy Change ($\Delta S_{\text{rxn}}^{\circ}$) for a Reaction 871
- 19.8 Free Energy Changes in Chemical Reactions: Calculating $\Delta G_{\text{rxn}}^{\circ}$** 871
Calculating Standard Free Energy Changes with $\Delta G_{\text{rxn}}^{\circ} = \Delta H_{\text{rxn}}^{\circ} - T\Delta S_{\text{rxn}}^{\circ}$ 872 Calculating $\Delta G_{\text{rxn}}^{\circ}$ with Tabulated Values of Free Energies of Formation 873
CHEMISTRY IN YOUR DAY *Making a Nonspontaneous Process Spontaneous* 875
Calculating $\Delta G_{\text{rxn}}^{\circ}$ for a Stepwise Reaction from the Changes in Free Energy for Each of the Steps 875
Why Free Energy Is “Free” 876
- 19.9 Free Energy Changes for Nonstandard States: The Relationship between $\Delta G_{\text{rxn}}^{\circ}$ and ΔG_{rxn}** 878
Standard versus Nonstandard States 878 The Free Energy Change of a Reaction under Nonstandard Conditions 878 Standard Conditions 878 Equilibrium Conditions 879 Other Nonstandard Conditions 880
- 19.10 Free Energy and Equilibrium: Relating $\Delta G_{\text{rxn}}^{\circ}$ to the Equilibrium Constant (K)** 881
The Relationship between $\Delta G_{\text{rxn}}^{\circ}$ and K 881 The Temperature Dependence of the Equilibrium Constant 883

CHAPTER IN REVIEW Self-Assessment Quiz 884 Terms 885
Concepts 885 Equations and Relationships 886
Learning Outcomes 886


EXERCISES Review Questions 887 Problems by Topic 888
Cumulative Problems 891 Challenge Problems 892 Conceptual Problems 893 Questions for Group Work 893 Data Interpretation and Analysis 894 Answers to Conceptual Connections 894

20 Electrochemistry 896

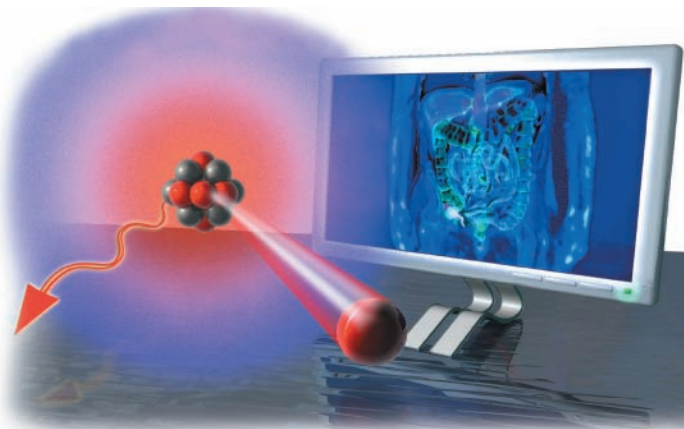
- 20.1 Lightning and Batteries** 897
- 20.2 Balancing Oxidation–Reduction Equations** 898
- 20.3 Voltaic (or Galvanic) Cells: Generating Electricity from Spontaneous Chemical Reactions** 901
The Voltaic Cell 902 Current and Potential Difference 903 Anode, Cathode, and Salt Bridge 904
Electrochemical Cell Notation 905
- 20.4 Standard Electrode Potentials** 905
Predicting the Spontaneous Direction of an Oxidation–Reduction Reaction 910 Predicting Whether a Metal Will Dissolve in Acid 913
- 20.5 Cell Potential, Free Energy, and the Equilibrium Constant** 913
The Relationship between ΔG° and E_{cell}° 914
The Relationship between E_{cell}° and K 916
- 20.6 Cell Potential and Concentration** 917
Cell Potential under Nonstandard Conditions: The Nernst Equation 917 Concentration Cells 920
CHEMISTRY AND MEDICINE *Concentration Cells in Human Nerve Cells* 922
- 20.7 Batteries: Using Chemistry to Generate Electricity** 922
Dry-Cell Batteries 922 Lead–Acid Storage Batteries 923 Other Rechargeable Batteries 924
Fuel Cells 925
CHEMISTRY IN YOUR DAY *The Fuel-Cell Breathalyzer* 926
- 20.8 Electrolysis: Driving Nonspontaneous Chemical Reactions with Electricity** 926
Predicting the Products of Electrolysis 929 Stoichiometry of Electrolysis 932
- 20.9 Corrosion: Undesirable Redox Reactions** 933
Corrosion of Iron 934 Preventing the Corrosion of Iron 935

CHAPTER IN REVIEW Self-Assessment Quiz 936 Terms 937
Concepts 937 Equations and Relationships 938
Learning Outcomes 938

EXERCISES Review Questions 939 Problems by Topic 939
Cumulative Problems 943 Challenge Problems 944 Conceptual Problems 944 Questions for Group Work 944 Data Interpretation and Analysis 945 Answers to Conceptual Connections 945



21 Radioactivity and Nuclear Chemistry 946



- 21.1 Diagnosing Appendicitis** 947
- 21.2 The Discovery of Radioactivity** 948
- 21.3 Types of Radioactivity** 949
Alpha (α) Decay 950 Beta (β) Decay 951 Gamma (γ) Ray Emission 952 Positron Emission 952 Electron Capture 953
- 21.4 The Valley of Stability: Predicting the Type of Radioactivity** 954
Magic Numbers 956 Radioactive Decay Series 956
- 21.5 Detecting Radioactivity** 957
- 21.6 The Kinetics of Radioactive Decay and Radiometric Dating** 958
The Integrated Rate Law 960 Radiocarbon Dating: Using Radioactivity to Measure the Age of Fossils and Artifacts 961
CHEMISTRY IN YOUR DAY Radiocarbon Dating and the Shroud of Turin 963
Uranium/Lead Dating 963 The Age of Earth 964
- 21.7 The Discovery of Fission: The Atomic Bomb and Nuclear Power** 965
The Manhattan Project 965 Nuclear Power: Using Fission to Generate Electricity 967 Problems with Nuclear Power 968
- 21.8 Converting Mass to Energy: Mass Defect and Nuclear Binding Energy** 969
Mass Defect and Nuclear Binding Energy 969 The Nuclear Binding Energy Curve 971
- 21.9 Nuclear Fusion: The Power of the Sun** 971
- 21.10 Nuclear Transmutation and Transuranium Elements** 972
- 21.11 The Effects of Radiation on Life** 974
Acute Radiation Damage 974 Increased Cancer Risk 974 Genetic Defects 974 Measuring Radiation Exposure and Dose 975
- 21.12 Radioactivity in Medicine and Other Applications** 976
Diagnosis in Medicine 977 Radiotherapy in Medicine 978 Other Applications 978

CHAPTER IN REVIEW Self-Assessment Quiz 979 Terms 980 Concepts 980 Equations and Relationships 981 Learning Outcomes 981


EXERCISES Review Questions 982 Problems by Topic 982 Cumulative Problems 984 Challenge Problems 985 Conceptual Problems 986 Questions for Group Work 986 Data Interpretation and Analysis 987 Answers to Conceptual Connections 987


22 Organic Chemistry 988

- 22.1 Fragrances and Odors** 989
- 22.2 Carbon: Why It Is Unique** 990
CHEMISTRY IN YOUR DAY Vitalism and the Perceived Differences between Organic and Inorganic Compounds 991
- 22.3 Hydrocarbons: Compounds Containing Only Carbon and Hydrogen** 992
Drawing Hydrocarbon Structures 993 Stereoisomerism and Optical Isomerism 995 Rotation of Polarized Light 996 Chemical Behavior in a Chiral Environment 997
- 22.4 Alkanes: Saturated Hydrocarbons** 998
Naming Alkanes 999
- 22.5 Alkenes and Alkynes** 1002
Naming Alkenes and Alkynes 1003 Geometric (Cis-Trans) Isomerism in Alkenes 1006
- 22.6 Hydrocarbon Reactions** 1007
Reactions of Alkanes 1007 Reactions of Alkenes and Alkynes 1008
- 22.7 Aromatic Hydrocarbons** 1010
Naming Aromatic Hydrocarbons 1010 Reactions of Aromatic Compounds 1012
- 22.8 Functional Groups** 1013
- 22.9 Alcohols** 1014
Naming Alcohols 1014 About Alcohols 1014 Alcohol Reactions 1014
- 22.10 Aldehydes and Ketones** 1016
Naming Aldehydes and Ketones 1017 About Aldehydes and Ketones 1017 Aldehyde and Ketone Reactions 1018
- 22.11 Carboxylic Acids and Esters** 1019
Naming Carboxylic Acids and Esters 1019 About Carboxylic Acids and Esters 1019 Carboxylic Acid and Ester Reactions 1020
- 22.12 Ethers** 1021
Naming Ethers 1021 About Ethers 1022
- 22.13 Amines** 1022
Amine Reactions 1022

CHAPTER IN REVIEW Self-Assessment Quiz 1023 Terms 1024 Concepts 1024 Equations and Relationships 1025 Learning Outcomes 1026

EXERCISES Review Questions 1027 Problems by Topic 1027 Cumulative Problems 1032 Challenge Problems 1034 Conceptual Problems 1034 Questions for Group Work 1035 Data Interpretation and Analysis 1035 Answers to Conceptual Connections 1035



23 Biochemistry 1036

- 23.1 Diabetes and the Synthesis of Human Insulin** 1037
- 23.2 Lipids** 1038
Fatty Acids 1038 Fats and Oils 1040 Other Lipids 1041
- 23.3 Carbohydrates** 1043
Simple Carbohydrates: Monosaccharides and Disaccharides 1043 Complex Carbohydrates 1045
- 23.4 Proteins and Amino Acids** 1046
Amino Acids: The Building Blocks of Proteins 1047 Peptide Bonding between Amino Acids 1049
- 23.5 Protein Structure** 1050
Primary Structure 1052 Secondary Structure 1052 Tertiary Structure 1053 Quaternary Structure 1054
- 23.6 Nucleic Acids: Blueprints for Proteins** 1054
The Basic Structure of Nucleic Acids 1054 The Genetic Code 1056
- 23.7 DNA Replication, the Double Helix, and Protein Synthesis** 1058
DNA Replication and the Double Helix 1058 Protein Synthesis 1059
- CHEMISTRY AND MEDICINE** *The Human Genome Project* 1060

CHAPTER IN REVIEW Self-Assessment Quiz 1061 Terms 1062 Concepts 1062 Learning Outcomes 1063

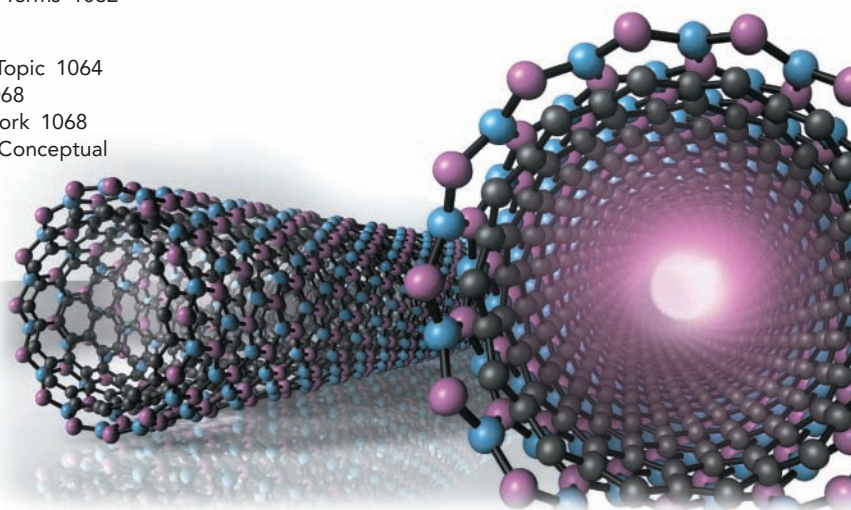
EXERCISES Review Questions 1064 Problems by Topic 1064 Cumulative Problems 1067 Challenge Problems 1068 Conceptual Problems 1068 Questions for Group Work 1068 Data Interpretation and Analysis 1069 Answers to Conceptual Connections 1069

24 Chemistry of the Nonmetals 1070

- 24.1 Insulated Nanowires** 1071
- 24.2 The Main-Group Elements: Bonding and Properties** 1072
- 24.3 Silicates: The Most Abundant Matter in Earth's Crust** 1074
Quartz 1074 Aluminosilicates 1075 Individual Silicate Units, Silicate Chains, and Silicate Sheets 1075
- 24.4 Boron and Its Remarkable Structures** 1078
Elemental Boron 1078 Boron–Halogen Compounds: Trihalides 1079 Boron–Oxygen Compounds 1079 Boron–Hydrogen Compounds: Boranes 1080
- 24.5 Carbon, Carbides, and Carbonates** 1081
Amorphous Carbon 1081 Carbides 1082 Carbon Oxides 1083 Carbonates 1084
- 24.6 Nitrogen and Phosphorus: Essential Elements for Life** 1085
Elemental Nitrogen and Phosphorus 1085 Nitrogen Compounds 1086 Phosphorus Compounds 1089
- 24.7 Oxygen** 1091
Elemental Oxygen 1091 Uses for Oxygen 1092 Oxides 1092 Ozone 1093
- 24.8 Sulfur: A Dangerous but Useful Element** 1093
Elemental Sulfur 1094 Hydrogen Sulfide and Metal Sulfides 1095 Sulfur Dioxide 1096 Sulfuric Acid 1096
- 24.9 Halogens: Reactive Elements with High Electronegativity** 1097
Elemental Fluorine and Hydrofluoric Acid 1098 Elemental Chlorine 1099 Halogen Compounds 1099

CHAPTER IN REVIEW Self-Assessment Quiz 1101 Terms 1102 Concepts 1102 Learning Outcomes 1103

EXERCISES Review Questions 1103 Problems by Topic 1103 Cumulative Problems 1105 Challenge Problems 1106 Conceptual Problems 1106 Questions for Group Work 1106 Data Interpretation and Analysis 1107 Answers to Conceptual Connections 1107



25 Metals and Metallurgy 1108

- 25.1 Vanadium: A Problem and an Opportunity** 1109
- 25.2 The General Properties and Natural Distribution of Metals** 1110
- 25.3 Metallurgical Processes** 1112
Separation 1112 Pyrometallurgy 1112
Hydrometallurgy 1113 Electrometallurgy 1114
Powder Metallurgy 1115
- 25.4 Metal Structures and Alloys** 1116
Alloys 1116 Substitutional Alloys 1116 Alloys with Limited Solubility 1118 Interstitial Alloys 1119
- 25.5 Sources, Properties, and Products of Some of the 3d Transition Metals** 1121
Titanium 1121 Chromium 1122 Manganese 1123
Cobalt 1124 Copper 1125 Nickel 1125
Zinc 1126

CHAPTER IN REVIEW Self-Assessment Quiz 1126 Terms 1128
Concepts 1128 Equations and Relationships 1128
Learning Outcomes 1129

EXERCISES Review Questions 1129 Problems by Topic 1129
Cumulative Problems 1131 Challenge Problems 1131
Conceptual Problems 1131 Questions for Group Work 1132
Data Interpretation and Analysis 1132 Answers to Conceptual Connections 1133

26 Transition Metals and Coordination Compounds 1134

- 26.1 The Colors of Rubies and Emeralds** 1135
- 26.2 Properties of Transition Metals** 1136
Electron Configurations 1136 Atomic Size 1138
Ionization Energy 1138 Electronegativity 1139
Oxidation States 1139
- 26.3 Coordination Compounds** 1140
Naming Coordination Compounds 1143
- 26.4 Structure and Isomerization** 1145
Structural Isomerism 1145 Stereoisomerism 1147
- 26.5 Bonding in Coordination Compounds** 1150
Valence Bond Theory 1150 Crystal Field Theory 1151
- 26.6 Applications of Coordination Compounds** 1155
Chelating Agents 1156 Chemical Analysis 1156
Coloring Agents 1156 Biomolecules 1156
Hemoglobin and Cytochrome C 1157



CHAPTER IN REVIEW Self-Assessment Quiz 1159 Terms 1159
Concepts 1160 Equations and Relationships 1160
Learning Outcomes 1160

EXERCISES Review Questions 1161 Problems by Topic 1161
Cumulative Problems 1163 Challenge Problems 1163
Conceptual Problems 1164 Questions for Group Work 1164
Data Interpretation and Analysis 1164 Answers to Conceptual Connections 1165

Appendix I Common Mathematical Operations in Chemistry A-1

Appendix II Useful Data A-5

Appendix III Answers to Selected Exercises A-15

Appendix IV Answers to In-Chapter Practice Problems A-53

Glossary G-1

Photo and Text Credits C-1

Index I-1

To the Student

As you begin this course, I invite you to think about your reasons for enrolling in it. Why are you taking general chemistry? More generally, why are you pursuing a college education? If you are like most college students taking general chemistry, part of your answer is probably that this course is required for your major and that you are pursuing a college education so you can get a good job some day. Although these are good reasons, I would like to suggest a better one. I think the primary reason for your education is to prepare you to *live a good life*. You should understand chemistry—not for what it can get you—but for what it can *do* to you. Understanding chemistry, I believe, is an important source of happiness and fulfillment. Let me explain.

Understanding chemistry helps you to live life to its fullest for two basic reasons. The first is *intrinsic*: through an understanding of chemistry, you gain a powerful appreciation for just how rich and extraordinary the world really is. The second reason is *extrinsic*: understanding chemistry makes you a more informed citizen—it allows you to engage with many of the issues of our day. In other words, understanding chemistry makes *you* a deeper and richer person and makes your country and the world a better place to live. These reasons have been the foundation of education from the very beginnings of civilization.

How does chemistry help prepare you for a rich life and conscientious citizenship? Let me explain with two examples. My first one comes from the very first page of Chapter 1 of this book. There, I ask the following question: What is the most important idea in all of scientific knowledge? My answer to that question is this: **the behavior of matter is determined by the properties of molecules and atoms**. That simple statement is the reason I love chemistry. We humans have been able to study the substances that compose the world around us and explain their behavior by reference to particles so small that they can hardly be imagined. If you have never realized the remarkable dependence of the world we *can* see on the world we *cannot*, you have missed out on a fundamental truth about our universe. To have never encountered this truth is like never having read a play by Shakespeare or seen a sculpture by Michelangelo—or, for that matter, like never having discovered that the world is round. It robs you of an amazing and unforgettable experience of the world and the human ability to understand it.

My second example demonstrates how science literacy helps you to be a better citizen. Although I am largely sympathetic to the environmental movement, a lack of science literacy within some sectors of that movement and the resulting

anti-environmental backlash create confusion that impedes real progress and opens the door to what could be misinformed policies. For example, I have heard conservative pundits say that volcanoes emit more carbon dioxide—the most significant greenhouse gas—than does petroleum combustion. I have also heard a liberal environmentalist say that we have to stop using hair spray because it is causing holes in the ozone layer that will lead to global warming. Well, the claim about volcanoes emitting more carbon dioxide than petroleum combustion can be refuted by the basic tools you will learn to use in Chapter 4 of this book. We can easily show that volcanoes emit only 1/50th as much carbon dioxide as petroleum combustion. As for hair spray depleting the ozone layer and thereby leading to global warming, the chlorofluorocarbons that deplete ozone have been banned from hair spray since 1978, and ozone depletion has nothing to do with global warming anyway. People with special interests or axes to grind can conveniently distort the truth before an ill-informed public, which is why we all need to be knowledgeable.

So this is why I think you should take this course. Not just to satisfy the requirement for your major and not just to get a good job some day, but to help you to lead a fuller life and to make the world a little better for everyone. I wish you the best as you embark on the journey to understanding the world around you at the molecular level. The rewards are well worth the effort.

To the Professor

First and foremost, thanks to all of you who adopted this book in its previous editions. You helped to make this book one of the most popular general chemistry textbooks in the world. I am grateful beyond words. Second, I have listened carefully to your feedback on the previous edition. The changes you see in this edition are the direct result of your input, as well as my own experience using the book in my general chemistry courses. If you have reviewed content or have contacted me directly, you will likely see your suggestions reflected in the changes I have made. Thank you.

Higher education in science is changing. Foremost among those changes is a shift toward *active learning*. A flood of recent studies has demonstrated that General Chemistry students learn better when they are active in the learning process. However, implementing active learning can be a difficult and time-consuming process. One of my main goals in this revision is to give you, the professor, a range of tools to easily implement active learning in your class. My goal is

simple: *I want to make it easy for you to engage your students in active learning before class, during class, and after class.*

- **BEFORE CLASS** Although the term *active learning* has been applied mainly to in-class learning, the main idea—that *we learn better when we are actively engaged*—applies to all of learning. I have developed two main tools to help students prepare for class in an active way. The first tool is a complete library of 3- to 6-minute *Key Concept Videos (KCVs)* that, with this edition, span virtually all of the key concepts in a general chemistry course. The videos introduce a key concept and encourage active learning because they stop in the middle and pose a question that must be answered before the video continues playing. Each video also has an associated follow-up question that can be assigned using Mastering Chemistry. You can assign a video before each one of your classes to get your students thinking about the concepts for that day. A second tool for use before class is *active reading*. Each chapter in the book now contains 10–12 *Conceptual Connection* questions. These questions are live in the ebook, assignable in Mastering Chemistry, and contain wrong answer feedback. Instead of passively reading the assigned material with no accountability, you can now encourage your students to engage in *active reading*, in which they read a bit and then answer a question that probes their comprehension and gives them immediate feedback.
- **DURING CLASS** By delivering some content through key concept videos and active reading before class, you can make room in your lecture to pose questions to your students that make the class experience active as well. This book features two main tools for in-class use. The first tool is *Learning Catalytics*, which allows you to pose many different types of questions to your students during class. Instead of passively listening to your lecture, students interact with the concepts you present through questions you pose. Your students can answer the questions individually, or you can pair them with a partner or small group. A second tool for in-class use is the *Questions for Group Work*. These questions appear in the end-of-chapter material and are specifically designed to be answered in small groups.
- **AFTER CLASS** Active learning can continue after class with two additional tools. The first is another library of 3- to 6-minute videos called *Interactive Worked Examples (IWEs)*. Each IWE video walks a student through the solution to a chemistry problem. Like the KCVs, the IWE video stops in the middle and poses a question that must be answered before the video continues playing. Each video also has an associated follow-up problem that can be assigned using Mastering Chemistry. The second tool for after (or outside of) class active learning is *Active Exam Preparation*. Research studies suggest that students who take a pretest before an exam do better on the exam, especially if the pretest contains immediate feedback. Each chapter in this book contains a *Self-Assessment Quiz*

that you can use to easily make a pretest for any of your exams. The *Self-Assessment Quizzes* are live in the ebook, assignable in Mastering Chemistry, and contain wrong answer feedback. Simply choose the questions that you want from each of the quizzes that span the chapters on your exam, and you can create an assignable pretest that students can use to actively prepare for your exams.

Although we have added many active learning tools to this edition and made other changes as well, the book's goal remains the same: *to present a rigorous and accessible treatment of general chemistry in the context of relevance*. Teaching general chemistry would be much easier if all of our students had exactly the same level of preparation and ability. But alas, that is not the case. My own courses are populated with students with a range of backgrounds and abilities in chemistry. The challenge of successful teaching, in my opinion, is figuring out how to instruct and challenge the best students while not losing those with lesser backgrounds and abilities. My strategy has always been to set the bar relatively high, while at the same time providing the motivation and support necessary to reach the high bar. That is exactly the philosophy of this book. We do not have to compromise rigor in order to make chemistry accessible to our students. In this book, I have worked hard to combine rigor with accessibility—to create a book that does not dilute the content and yet can be used and understood by any student willing to put in the necessary effort.

Chemistry: A Molecular Approach is first and foremost a student-oriented book. My main goal is to motivate students and get them to achieve at the highest possible level. As we all know, many students take general chemistry because it is a requirement; they do not see the connection between chemistry and their lives or their intended careers. *Chemistry: A Molecular Approach* strives to make those connections consistently and effectively. Unlike other books, which often teach chemistry as something that happens only in the laboratory or in industry, this book teaches chemistry in the context of relevance. It shows students *why* chemistry is important to them, to their future careers, and to their world.

Second, Chemistry: A Molecular Approach is a pedagogically driven book. In seeking to develop problem-solving skills, a consistent approach (Sort, Strategize, Solve, and Check) is applied, usually in a two- or three-column format. In the two-column format, the left column shows the student how to analyze the problem and devise a solution strategy. It also lists the steps of the solution, explaining the rationale for each one, while the right column shows the implementation of each step. In the three-column format, the left column outlines the general procedure for solving an important category of problems that is then applied to two side-by-side examples. This strategy allows students to see both the general pattern and the slightly different ways in which the procedure may be applied in differing contexts. The aim is to help students understand both the *concept of the problem* (through the formulation of an explicit conceptual plan for each problem) and the *solution to the problem*.

Third, Chemistry: A Molecular Approach is a visual book. Wherever possible, I use images to deepen the

student's insight into chemistry. In developing chemical principles, multipart images help show the connection between everyday processes visible to the unaided eye and what atoms and molecules are actually doing. Many of these images have three parts: macroscopic, molecular, and symbolic. This combination helps students to see the relationships between the formulas they write down on paper (symbolic), the world they see around them (macroscopic), and the atoms and molecules that compose that world (molecular). In addition, most figures are designed to teach rather than just to illustrate. They are rich with annotations and labels intended to help the student grasp the most important processes and the principles that underlie them. In this edition, the art program has been thoroughly revised in two major ways. First, navigation of the more complex figures has been reoriented to track from left to right whenever possible. Second, figure captions have been migrated into the image itself as an "author voice" that explains the image and guides the reader through it. The resulting images are rich with information but also clear and quickly understood.

Fourth, *Chemistry: A Molecular Approach* is a "big-picture" book. At the beginning of each chapter, a short paragraph helps students to see the key relationships between the different topics they are learning. Through a focused and concise narrative, I strive to make the basic ideas of every chapter clear to the student. Interim summaries are provided at selected spots in the narrative, making it easier to grasp (and review) the main points of important discussions. And to make sure that students never lose sight of the forest for the trees, each chapter includes several *Conceptual Connections*, which ask them to think about concepts and solve problems without doing any math. I want students to learn the concepts, not just plug numbers into equations to churn out the right answer. This philosophy is also integral to the *Key Concept Videos*, which concisely reinforce student appreciation of the core concepts in each chapter.

Lastly, *Chemistry: A Molecular Approach* is a book that delivers the depth of coverage faculty want. We do not have to cut corners and water down the material in order to get our students interested. We have to meet them where they are, challenge them to the highest level of achievement, and support them with enough pedagogy to allow them to succeed.

I hope that this book supports you in your vocation of teaching students chemistry. I am increasingly convinced of the importance of our task. Please feel free to contact me with any questions or comments about the book.

Nivaldo J. Tro
nivatro@gmail.com

What's New in This Edition?

The book has been extensively revised and contains more small changes than can be detailed here. The most significant changes to the book and its supplements are listed below:

- **NEW INTERACTIVE VIDEOS** I have added 16 new *Key Concept Videos (KCVs)* and 24 new *Interactive Worked*

Examples (IWEs) to the media package that accompanies the book. *The video library now contains nearly 200 interactive videos.* These tools are designed to help professors engage their students in active learning.

- **NEW IN-CHAPTER QUESTIONS WITH FEEDBACK** I have added approximately 67 new *Conceptual Connection* questions throughout the book and have changed the format to multiple choice (with wrong answer feedback in the ebook or through Mastering Chemistry). Each chapter now has 10–12 of these embedded assignable questions. These questions transform the reading process from passive to active and hold students accountable for reading assignments.
- **NEW MISSED THIS? FEATURE** I have added a new feature called *MISSED THIS?* to the *Self-Assessment Quizzes* and to the *Problems by Topic* section of the end-of-chapter problems. This feature lists the resources that students can use to learn how to answer the question or solve the problem. The resources include chapter sections to read, *Key Concept Videos (KCVs)* to watch, and *Interactive Worked Examples (IWEs)* to view. Students often try to solve an assigned question or problem before doing any reading or reviewing; they seek resources only *after* they have missed the question or problem. The *MISSED THIS?* feature guides them to reliable resources that provide just-in-time instruction.
- **NEW FOR PRACTICE FEEDBACK** I have enhanced 64 of the in-chapter *For Practice* problems (which immediately follow an in-chapter worked example) with feedback that can be accessed in the ebook or through Mastering Chemistry.
- **REVISED ART PROGRAM** The art program has been extensively revised. Navigation of the more complex figures has been reoriented to track from left to right, and many figure captions have been broken up and have been moved into the image itself as an "author voice" that explains the image and guides the reader through it.
- **REVISED DATA INTERPRETATION AND ANALYSIS QUESTIONS** The *Data Interpretation and Analysis* questions that accompany each chapter have been extensively revised to make them clearer and more accessible to students.
- **NEW SECTION ON DATA INTERPRETATION AND ANALYSIS** I have added a new section to Chapter 1 (Section 1.9) on the general topic of analyzing and interpreting data. This section introduces the skills required to address many of the revised data interpretation and analysis questions.
- **NEW HOW TO . . . FEATURE** All guidance for essential skills such as problem-solving techniques, drawing Lewis structures, and naming compounds is now presented in a consistent, step-by-step numbered list called *How To...*
- **REVISED CHAPTER 4** Chapter 4 in the previous edition covered both stoichiometry and chemical reactions in solution. In this edition, this content has been

expanded slightly and has been divided into two more focused chapters, so that Chapter 4 is now focused on stoichiometry and Chapter 5 on chemical reactions in solution. This new organization lessens the cognitive load for students and allows each chapter to be more direct and focused. All subsequent chapters have been renumbered accordingly.

- **NEW ACTIVITY SERIES CONTENT** I added a new subsection to Section 5.9 entitled *The Activity Series: Predicting Whether a Redox Reaction Is Spontaneous*. The new section includes new figures, tables, and a new worked example.
- **NEW READY-TO-GO LEARNING MODULES** These online modules offer students easy access to the best Tro content in Mastering Chemistry without needing to have it assigned.
- **NEW TWO-TIER OBJECTIVES** A system of two-tier objectives is being applied to the text and to the Mastering Chemistry assets. The two tiers are Learning Objectives, or LOs, and Enabling Objectives, or EOs. The LOs are broad, high-level objectives that summarize the overall learning goal, while the EOs are the building block skills that enable students to achieve the LO. The learning objectives are given in the Learning Outcomes table at the end of the chapter.
- **REVISED DATA** All the data throughout the book have been updated to reflect the most recent measurements available. These updates include Figure 4.2: *Carbon Dioxide in the Atmosphere*; Figure 4.3: *Global Temperatures*; the unnumbered figure in Section 7.10 of *U.S. Energy Consumption*; Figure 7.12: *Energy Consumption by Source*; Table 7.6: *Changes in National Average Pollutant Levels, 1990–2016*; Figure 15.19: *Ozone Depletion in the Antarctic Spring*; Figure 17.15: *Sources of U.S. Energy*; Figure 17.16: *Acid Rain*; and Figure 17.18: *U.S. Sulfur Dioxide Pollutant Levels*.
- **REVISED CHAPTER OPENERS** Many chapter-opening sections and (or) the corresponding art—including Chapters 1, 3, 4, 5, 6, 7, 10, 11, 18, 19, 20, and 22—have been replaced or modified.

Acknowledgments

The book you hold in your hands bears my name on the cover, but I am really only one member of a large team that carefully crafted this book. Most importantly, I thank my editor, Terry Haugen. Terry is a great editor and friend. He gives me the right balance of freedom and direction and always supports me in my endeavors. Thanks, Terry, for all you have done for me and for general chemistry courses throughout the world. Thanks also to Matt Walker, my new developmental editor on this project. Matt is creative, organized, and extremely competent. He has made significant contributions to this revision and has helped me with the many tasks that must be simultaneously addressed and developed during a revision as significant as this one. Matt, I hope this is only the beginning of

a long and fruitful collaboration. I also owe a special debt of gratitude to Barbara Yien and Laura Southworth. Barbara was involved in many parts of content development, and Laura played a critical role in the revision of the art program. Many thanks to the both of you!

Thanks also to my media editor, Paula Iborra. Paula has been instrumental in helping me craft and develop the Key Concept Videos, Interactive Worked Examples, and other media content that accompany this text. Gracias, Paula.

I am also grateful to Harry Misthos, who helped with organizing reviews, as well as numerous other tasks associated with keeping the team running smoothly. I am also grateful to Jeanne Zalesky, Editor-in-Chief for Physical Sciences. She has supported me and my projects and allowed me to succeed. Thanks also to Adam Jaworski, who oversees science courseware at Pearson. I am grateful to have his wise and steady, yet innovative, hand at the wheel, especially during the many changes that are happening within educational publishing. I am also grateful to my marketing managers, Chris Barker and Elizabeth Bell. Chris and I go way back and have worked together in many different ways. Chris, thanks for all you do to promote my books. Elizabeth is a marketing manager extraordinaire. She has endless energy and ideas for marketing this book. I have enjoyed working with her over the last several years and wish to congratulate her on the recent birth of her first child. Congratulations, Elizabeth! I continue to owe a special word of thanks to Glenn and Meg Turner of Burrston House, ideal collaborators whose contributions to the first edition of the book were extremely important and much appreciated. Quade Paul, who makes my ideas come alive with his art, has been with us from the beginning, and I owe a special debt of gratitude to him. I am also grateful to Maria Guglielmo Walsh and Elise Lansdon for their creativity and hard work in crafting the design of this text. Finally, I would like to thank Beth Sweeten and the rest of the Pearson production team. They are a first-class operation—this text has benefited immeasurably from their talents and hard work. I also thank Francesca Monaco and her coworkers at CodeMantra. I am a picky author and Francesca is endlessly patient and a true professional. I am also greatly indebted to my copy editor, Betty Pessagno, for her dedication and professionalism over many projects, and to Eric Schrader for his exemplary photo research. And of course, I am continually grateful for Paul Corey, with whom I have now worked for over 18 years and 16 projects. Paul is a man of incredible energy and vision, and it is my great privilege to work with him. Paul told me many years ago (when he first signed me on to the Pearson team) to dream big, and then he provided the resources I needed to make those dreams come true. *Thanks, Paul.* I would also like to thank my first editor at Pearson, Kent Porter-Hamann. Kent and I spent many good years together writing books, and I continue to miss her presence in my work.

I am also grateful to those who have supported me personally while working on this book. First on that list is my wife, Ann. Her patience and love for me are beyond description, and without her, this book would never have been

written. I am also indebted to my children, Michael, Ali, Kyle, and Kaden, whose smiling faces and love of life always inspire me. I come from a large Cuban family whose closeness and support most people would envy. Thanks to my parents, Nivaldo and Sara; my siblings, Sarita, Mary, and Jorge; my siblings-in-law, Nachy, Karen, and John; and my nephews and nieces, Germain, Danny, Lisette, Sara, and Kenny. These are the people with whom I celebrate life.

I am especially grateful to Michael Tro, who put in many hours proofreading my manuscript, working problems and quiz questions, and organizing appendices. Michael, you are amazing—it is my privilege to have you work with me on this project.

I would like to thank all of the general chemistry students who have been in my classes throughout my 29 years as a professor. You have taught me much about teaching that is now in this book.

Lastly, I am indebted to the many reviewers, listed on the following pages, whose ideas are embedded throughout this book. They have corrected me, inspired me, and sharpened my thinking on how best to teach this subject we call chemistry. I deeply appreciate their commitment to this project. I am particularly grateful to Corey Beck who has played an important role in developing the objectives for this edition. I am also grateful to the accuracy of reviewers who tirelessly checked page proofs for correctness.

Reviewers of the Fifth Edition

Vanessa Castleberry, *Baylor University*
 Andrew Frazer, *University of Central Florida*
 Alton Hassell, *Baylor University*
 Barry Lavine, *Oklahoma State University*
 Diana Leung, *The University of Alabama*
 Lauren McMills, *Ohio University*
 David Perdian, *Broward College*
 Daniele Ramella, *Temple University*
 Shuai Sun, *University of Kansas*
 Dennis Taylor, *Clemson University*
 Tara Todd, *Vanderbilt University*

Reviewers of Previous Editions

Patricia G. Amateis, *Virginia Tech*
 Margaret R. Asirvatham, *University of Colorado*
 Paul Badger, *Robert Morris University*
 Monica H. Baloga, *Florida Institute of Technology*
 Rebecca Barlag, *Ohio University*
 Mufeed M. Basti, *North Carolina Agricultural & Technological State University*
 Amy E. Beilstein, *Centre College*
 Donald Bellew, *The University of New Mexico*
 Maria Benavides, *University of Houston, Downtown*
 Kyle A. Beran, *University of Texas of the Permian Basin*
 Thomas Bertolini, *University of Southern California*
 Christine V. Bilicki, *Pasadena City College*
 Silas C. Blackstock, *The University of Alabama*
 Robert E. Blake, *Texas Tech University*
 Angela E. Boerger, *Loyola University Chicago*
 Robert S. Boikess, *Rutgers University*
 Paul Brandt, *North Central College*
 Michelle M. Brooks, *College of Charleston*
 Gary Buckley, *Cameron University*
 Joseph H. Bularzik, *Purdue University, Calumet*
 Cindy M. Burkhardt, *Radford University*
 Andrew E. Burns, *Kent State University at Stark*

Kim C. Calvo, *The University of Akron*
 Stephen C. Carlson, *Lansing Community College*
 David A. Carter, *Angelo State University*
 Ferman Chavez, *Oakland University*
 Eric G. Chesloff, *Villanova University*
 Ted Clark, *The Ohio State University*
 William M. Cleaver, *The University of Vermont*
 Charles T. Cox Jr., *Georgia Institute of Technology*
 J. Ricky Cox, *Murray State University*
 Samuel R. Cron, *Arkansas State University*
 Guy Crundwell, *Central Connecticut State University*
 Darwin B. Dahl, *Western Kentucky University*
 Robert F. Dias, *Old Dominion University*
 Daniel S. Domin, *Tennessee State University*
 Bonnie Dixon, *University of Maryland*
 Alan D. Earhart, *Southeast Community College*
 Jack Eichler, *University of California, Riverside*
 Amina K. El-Ashmawy, *Collin College*
 Joseph P. Ellison, *United States Military Academy at West Point*
 Joseph M. Eridon, *Central New Mexico Community College*
 Deborah B. Exton, *The University of Oregon*
 William A. Faber, *Grand Rapids Community College*
 Michael Ferguson, *Honolulu Community College*
 Maria C. Fermin-Ennis, *Gordon College*
 Oscar Navarro Fernandez, *University of Hawaii at Manoa*
 Jan Florian, *Loyola University Chicago*
 Andy Frazer, *University of Central Florida*
 Candice E. Fulton, *Midwestern State University*
 Ron Garber, *California State University at Long Beach*
 Carlos D. Garcia, *The University of Texas at San Antonio*
 Eric S. Goll, *Brookdale Community College*
 Robert A. Gossage, *Acadia University*
 Pierre Y. Goueth, *Santa Monica College*
 Thomas J. Greenbowe, *Iowa State University*
 Victoria Guarisco, *Middle Georgia State University*
 Christin Gustafson, *Illinois Central College*
 Jason A. Halfen, *University of Wisconsin-Eau Claire*
 Nathan Hammer, *University of Mississippi*
 Michael D. Hampton, *University of Central Florida*
 Tamara Hanna, *Texas Tech University*
 Lois Hansen-Polcar, *Cuyahoga Community College-Western Campus*
 Tony Hascall, *Northern Arizona University*
 Elda Hegmann, *Kent State University*
 Monte L. Helm, *Fort Lewis College*
 David E. Henderson, *Trinity College*
 Susan K. Henderson, *Quinnipiac University*
 Peter M. Hierl, *The University of Kansas*
 Paula Hjorth-Gustin, *San Diego Mesa College*
 Angela Hoffman, *University of Portland*
 Todd A. Hopkins, *Butler University*
 Byron E. Howell, *Tyler Junior College*
 Ralph Isovitsch, *Xavier University of Louisiana*
 Kenneth C. Janda, *University of California, Irvine*
 Milt Johnston, *University of South Florida*
 Jason A. Kautz, *University of Nebraska-Lincoln*
 Catherine A. Keenan, *Chaffey College*
 Steven W. Keller, *University of Missouri*
 Resa Kelly, *San Jose State University*
 Chulsung Kim, *Georgia Gwinnett College*
 Louis J. Kirschenbaum, *University of Rhode Island*
 Mark Knecht, *University of Kentucky*
 Bette Kreuz, *University of Michigan-Dearborn*
 Sergiy Kryatov, *Tufts University*
 Richard H. Langley, *Stephen F. Austin State University*
 Clifford B. Lemaster, *Boise State University*
 Sarah Lievens, *University of California, Davis*
 Robley Light, *Florida State University*
 Adam List, *Vanderbilt University*
 Christopher Lovallo, *Mount Royal University*
 Eric Malina, *University of Nebraska-Lincoln*
 Benjamin R. Martin, *Texas State University*
 Lydia J. Martinez-Rivera, *University of Texas at San Antonio*
 Marcus T. McEllistrem, *University of Wisconsin-Eau Claire*
 Danny G. McGuire, *Cameron University*
 Charles W. McLaughlin, *University of Nebraska, Lincoln*
 Curt L. McLendon, *Saddleback College*
 Lauren McMills, *Ohio University*

Robert C. McWilliams, *United States Military Academy*
 Behnoush Memari, *Broward College*
 David H. Metcalf, *University of Virginia*
 Ray Mohseni, *East Tennessee State University*
 Elisabeth A. Morlino, *University of the Sciences, Philadelphia*
 Nancy Mullins, *Florida State College at Jacksonville*
 James E. Murphy, *Santa Monica College*
 Maria C. Nagan, *Truman State University*
 Edward J. Neth, *University of Connecticut*
 Aric Opdahl, *University of Wisconsin La Crosse*
 Kenneth S. Overway, *Bates College*
 Greg Owens, *University of Utah*
 Naresh Pandya, *University of Hawaii*
 George Papadantonakis, *The University of Illinois at Chicago*
 Gerard Parkin, *Columbia University*
 Jessica Parr, *University of Southern California*
 Yasmin Patell, *Kansas State University*
 Tom Pentecost, *Grand Valley State University*
 David Perdian, *Broward College*
 Glenn A. Petrie, *Central Missouri State*
 Norbert J. Pienta, *University of Iowa*
 Louis H. Pignolet, *University of Minnesota*
 Jerry Poteat, *Georgia Perimeter College*
 Valerie Reeves, *University of New Brunswick*
 Dawn J. Richardson, *Colin College*
 Thomas G. Richmond, *University of Utah*
 Dana L. Richter-Egger, *University of Nebraska*
 Jason Ritchie, *University of Mississippi*
 Christopher P. Roy, *Duke University*
 A. Timothy Royappa, *University of West Florida*
 Stephen P. Ruis, *American River College*
 Raymond Sadeghi, *The University of Texas at San Antonio*
 Alan E. Sadurski, *Ohio Northern University*
 Thomas W. Schleich, *University of California, Santa Cruz*
 Rod Schoonover, *CA Polytechnic State University*
 Mark Schraf, *West Virginia University*
 John Selegue, *University of Kentucky*
 Tom Selegue, *Pima Community College, West*
 Susan Shadle, *Boise State University*
 Anju H. Sharma, *Stevens Institute of Technology*
 Sherril A. Soman, *Grand Valley State University*
 Michael S. Sommer, *University of Wyoming*
 Jie S. Song, *University of Michigan, Flint*
 Clarissa Sorensen, *Central New Mexico Community College*
 Mary Kay Sorenson, *University of Wisconsin, Milwaukee*
 Stacy E. Sparks, *University of Texas, Austin*
 Richard Spinney, *Ohio State University*
 William H. Steel, *York College of Pennsylvania*
 Vinodhkumar Subramaniam, *East Carolina University*
 Jerry Suits, *University of Northern Colorado*
 Tamar Y. Susskind, *Oakland Community College*
 Uma Swamy, *Florida International University*
 Ryan Sweeder, *Michigan State University*
 Dennis Taylor, *Clemson University*
 Jacquelyn Thomas, *Southwestern College*
 Kathleen Thrush Shaginaw, *Villanova University*
 Lydia Tien, *Monroe Community College*
 David Livingstone Toppen, *California State University Northridge*
 Marcy Towns, *Purdue University*
 Harold Trimm, *Broome Community College*
 Frank Tsung, *Boston College*
 Laura VanDorn, *University of Arizona*
 Susan Varkey, *Mount Royal College*
 Ramaiyer Venkatraman, *Jackson State University*
 John B. Vincent, *University of Alabama, Tuscaloosa*
 Kent S. Voelkner, *Lake Superior College*
 Sheryl K. Wallace, *South Plains College*
 Wayne E. Wesolowski, *University of Arizona*
 Sarah E. West, *Notre Dame University*
 John Wiginton, *University of Mississippi*
 Kurt J. Winkelmann, *Florida Institute of Technology*
 Troy D. Wood, *University of Buffalo*
 Servet M. Yatin, *Quincy College*
 Kazushige Yokoyama, *SUNY Geneseo*
 Lin Zhu, *IUPUI*

Chapter 13, Solids and Modern Materials, Advisory Board

Michael Burand, *Oregon State University*
 Christopher Collison, *Rochester Institute of Technology*
 Jordan Fantini, *Denison University*
 Melissa Hines, *Cornell University*
 Raymond Schaak, *Penn State University*
 Jennifer Shanoski, *Merritt College*
 Jim Zubricky, *University of Toledo*

Focus Group Participants

We would like to thank the following professors for contributing their valuable time to meet with the author and the publishing team in order to provide a meaningful perspective on the most important challenges they face in teaching general chemistry. They gave us insight into creating a general chemistry text that successfully responds to those challenges.

Focus Group 13

Kim Cortes, *Kennesaw State University*
 Patrick Daubenmire, *Loyola University - Chicago*
 Michael Dianovsky, *South Dakota State University*
 Deborah Exton, *University of Oregon*
 Joel Goldberg, *University of Vermont*
 Edith Preciosa Kippenhan, *University of Toledo*
 Thomas Mullen, *University of North Florida*
 Tricia Shepherd, *St. Edward's University*

Focus Groups 1–12


Corey Beck, *Ohio University*
 Jennifer Duis, *Northern Arizona University*
 Alton Hassell, *Baylor University*
 Tina Huang, *University of Illinois*
 Amy Irwin, *Monroe Community College*
 Maria Korolev, *University of Florida*
 Jennifer Schwartz Poehlmann, *Stanford University*
 John Selegue, *University of Kentucky*
 Sarah Siegel, *Gonzaga University*
 Jeff Statler, *University of Utah*
 Michael R. Abraham, *University of Oklahoma*
 Ramesh D. Arasasingham, *University of California, Irvine*
 James A. Armstrong, *City College of San Francisco*
 Silas C. Blackstock, *University of Alabama*
 Roberto A. Bogomolni, *University of California, Santa Cruz*
 Stacey Brydges, *University of California San Diego*
 Kenneth Capps, *Central Florida Community College*
 Stephen C. Carlson, *Lansing Community College*
 Charles E. Carraher, *Florida Atlantic University*
 Kenneth Caswell, *University of South Florida*
 Robert Craig Taylor, *Oakland University*
 Darwin B. Dahl, *Western Kentucky University*
 Mohammed Daoudi, *University of Central Florida*
 Kate Deline, *College of San Mateo*
 Stephanie Dillon, *Florida State University*
 Ralph C. Dougherty, *Florida State University*
 William Eck, *University of Wisconsin, Marshfield/Wood County*
 Robert J. Eierman, *University of Wisconsin, Eau Claire*
 Amina K. El-Ashmawy, *Collin County Community College*
 William A. Faber, *Grand Rapids Community College*
 Richard W. Frazee, *Rowan University*
 Barbara A. Gage, *Prince George's Community College*
 Simon Garrett, *California State University, Northridge*
 Raymond F. Glienna, *Glendale Community College*
 Eric S. Goll, *Brookdale Community College*
 Pierre Y. Goueth, *Santa Monica College*

- W. Tandy Grubbs, *Stetson University*
 Jerome E. Haky, *Florida Atlantic University*
 Jason A. Halfen, *University of Wisconsin, Eau Claire*
 John A. W. Harkless, *Howard University*
 Paul I. Higgs, *Barry University*
 Norris W. Hoffman, *University of South Alabama*
 Tony Holland, *Wallace Community College*
 Todd A. Hopkins, *Butler University*
 Moheb Ishak, *St. Petersburg College, St. Petersburg*
 Kamal Ismail, *CUNY, Bronx Community College*
 Greg M. Jorgensen, *American River College*
 Sharon K. Kapica, *County College of Morris*
 Jason Kautz, *University of Nebraska, Lincoln*
 Mark Kearley, *Florida State University*
 Catherine A. Keenan, *Chaffey College*
 Steven W. Keller, *University of Missouri, Columbia*
 Ellen Kime-Hunt, *Riverside Community College, Riverside Campus*
 Peter J. Krieger, *Palm Beach Community College, Lake Worth*
 Roy A. Lacey, *State University of New York, Stony Brook*
 David P. Licata, *Coastline Community College*
 Michael E. Lipschutz, *Purdue University*
 Patrick M. Lloyd, *CUNY, Kingsborough Community College*
 Boon H. Loo, *Towson University*
 James L. Mack, *Fort Valley State University*
 Jeanette C. Madea, *Broward Community College, North*
 Joseph L. March, *University of Alabama, Birmingham*
 Jack F. McKenna, *St. Cloud State University*
 Curtis L. McLendon, *Saddleback College*
 Dianne Meador, *American River College*
 David Metcalf, *University of Virginia*
 John A. Milligan, *Los Angeles Valley College*
 Alice J. Monroe, *St. Petersburg College, Clearwater*
- Elisabeth A. Morlino, *University of the Sciences, Philadelphia*
 Heino Nitsche, *University of California at Berkeley*
 Pedro Patino, *University of Central Florida*
 Jeremy Perotti, *Nova Southeastern University*
 Norbert J. Pienta, *University of Iowa*
 Jayashree Ranga, *Salem State University*
 Cathrine E. Reck, *Indiana University*
 Thomas Ridgway, *University of Cincinnati*
 Jil Robinson, *Indiana University*
 Richard Rosso, *St. John's University*
 Steven Rowley, *Middlesex County College*
 Benjamin E. Rusiloski, *Delaware Valley College*
 Karen Sanchez, *Florida Community College, Jacksonville*
 David M. Sarno, *CUNY, Queensborough Community College*
 Reva A. Savkar, *Northern Virginia Community College*
 Thomas W. Schleich, *University of California, Santa Cruz*
 Donald L. Siegel, *Rutgers University, New Brunswick*
 Mary L. Sohn, *Florida Institute of Technology*
 Sherril Soman-Williams, *Grand Valley State University*
 Allison Soult, *University of Kentucky*
 Louise S. Sowers, *Richard Stockton College of New Jersey*
 Anne Spuches, *East Carolina University*
 William H. Steel, *York College of Pennsylvania*
 Uma Swamy, *Florida International University*
 Richard E. Sykora, *University of South Alabama*
 Galina G. Talanova, *Howard University*
 Claire A. Tessier, *University of Akron*
 Kathleen Thrush Shaginaw, *Villanova University*
 John Vincent, *University of Alabama*
 Gary L. Wood, *Valdosta State University*
 Servet M. Yatin, *Quincy College*
 James Zubricky, *University of Toledo*

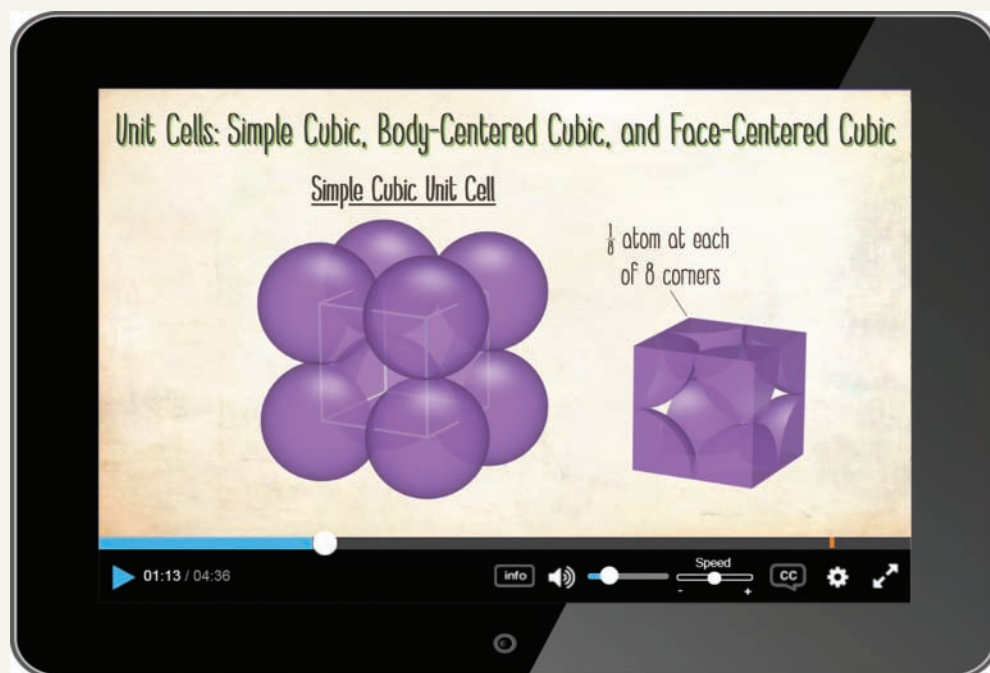
This page intentionally left blank

Actively Engage Students to Become Expert Problem Solvers and Critical Thinkers

Nivaldo Tro's *Chemistry: A Molecular Approach* presents chemistry visually through multi-level images—macroscopic, molecular, and symbolic representations—to help students see the connections between the world they see around them, the atoms and molecules that compose the world, and the formulas they write down on paper. The **5th Edition** pairs digital, pedagogical innovation with insights from learning design and educational research to create an active, integrated, and easy-to-use framework. The new edition introduces a fully integrated book and media package that streamlines course setup, actively engages students in becoming expert problem solvers, and makes it possible for professors to teach the general chemistry course easily and effectively.



Learn core concepts...



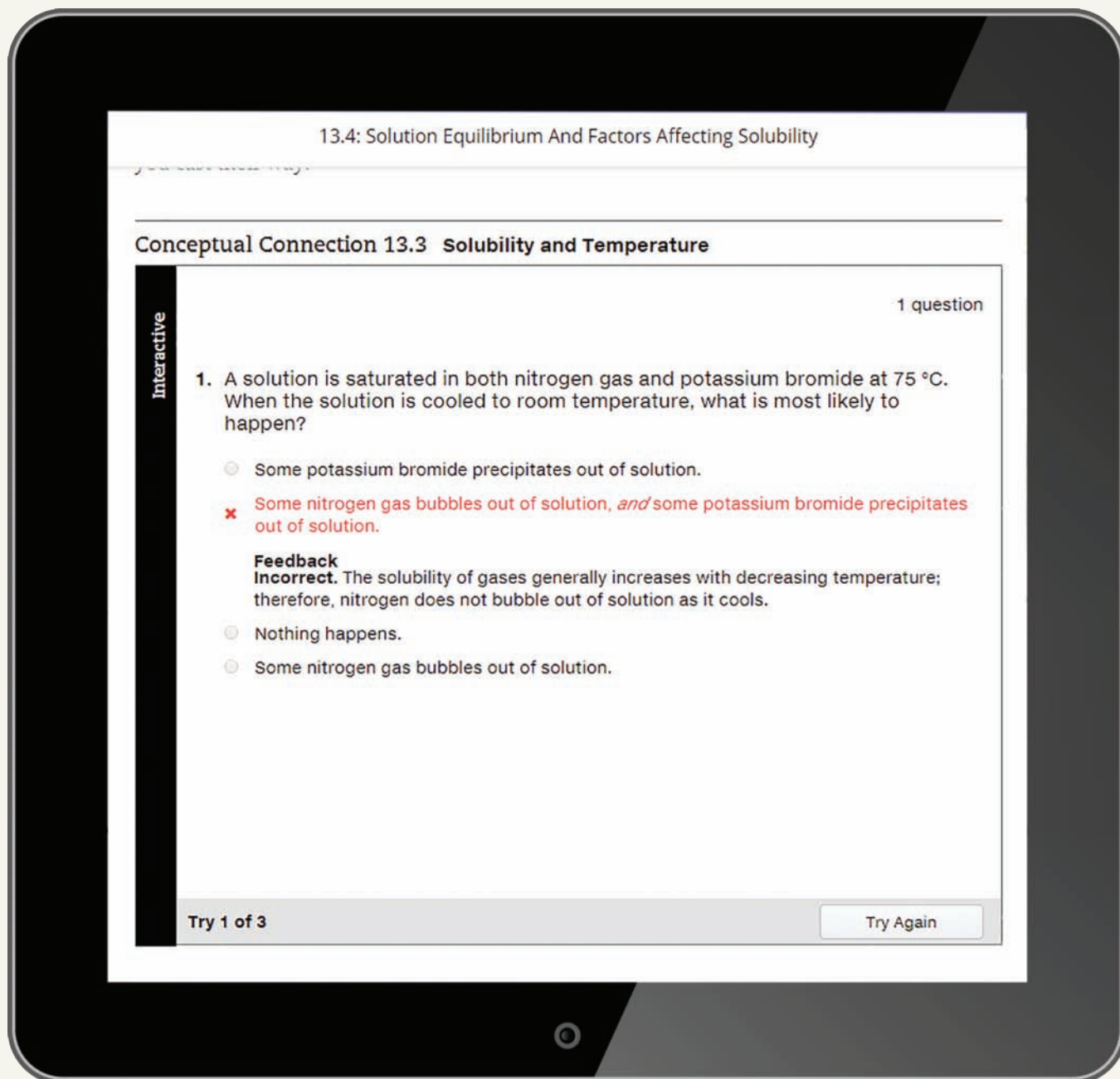
Key Concept Videos combine artwork from the textbook with 2D and 3D animations to create a dynamic on-screen viewing and learning experience. The 5th edition includes **16 new** videos, for a total of **74**.

These short videos include narration and brief live-action clips of author **Nivaldo Tro** explaining every key concept in general chemistry. All Key Concept Videos are available on mobile devices, embedded in Pearson eText, and are assignable in Mastering Chemistry.



before students even come to class

Newly Interactive Conceptual Connections allow students to interact with all conceptual connections within the Pearson eText, so that they can study on their own and test their understanding in real time. **Complete with answer-specific feedback written by the author himself**, these interactives help students extinguish misconceptions and deepen their understanding of important topics, making reading an active experience.



13.4: Solution Equilibrium And Factors Affecting Solubility

Conceptual Connection 13.3 Solubility and Temperature

Interactive 1 question

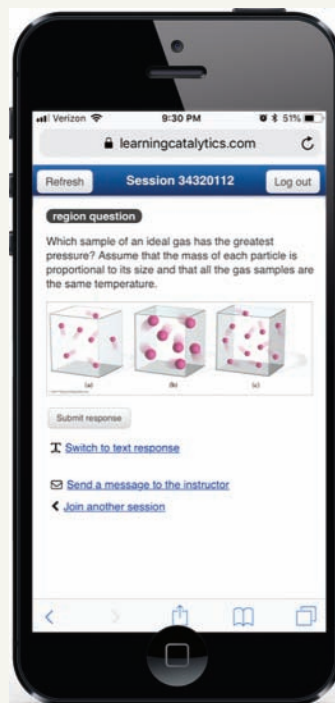
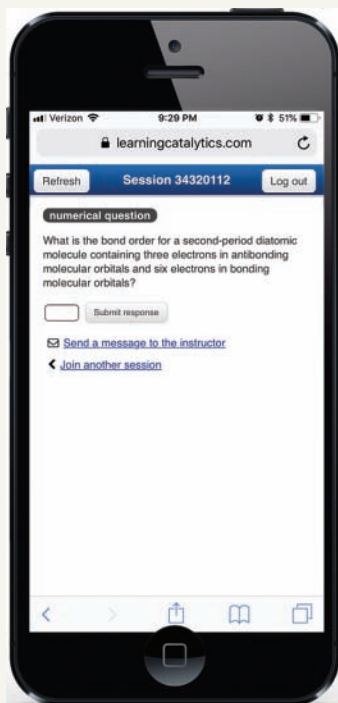
1. A solution is saturated in both nitrogen gas and potassium bromide at 75 °C. When the solution is cooled to room temperature, what is most likely to happen?

- Some potassium bromide precipitates out of solution.
- Some nitrogen gas bubbles out of solution, *and* some potassium bromide precipitates out of solution.
- Nothing happens.
- Some nitrogen gas bubbles out of solution.

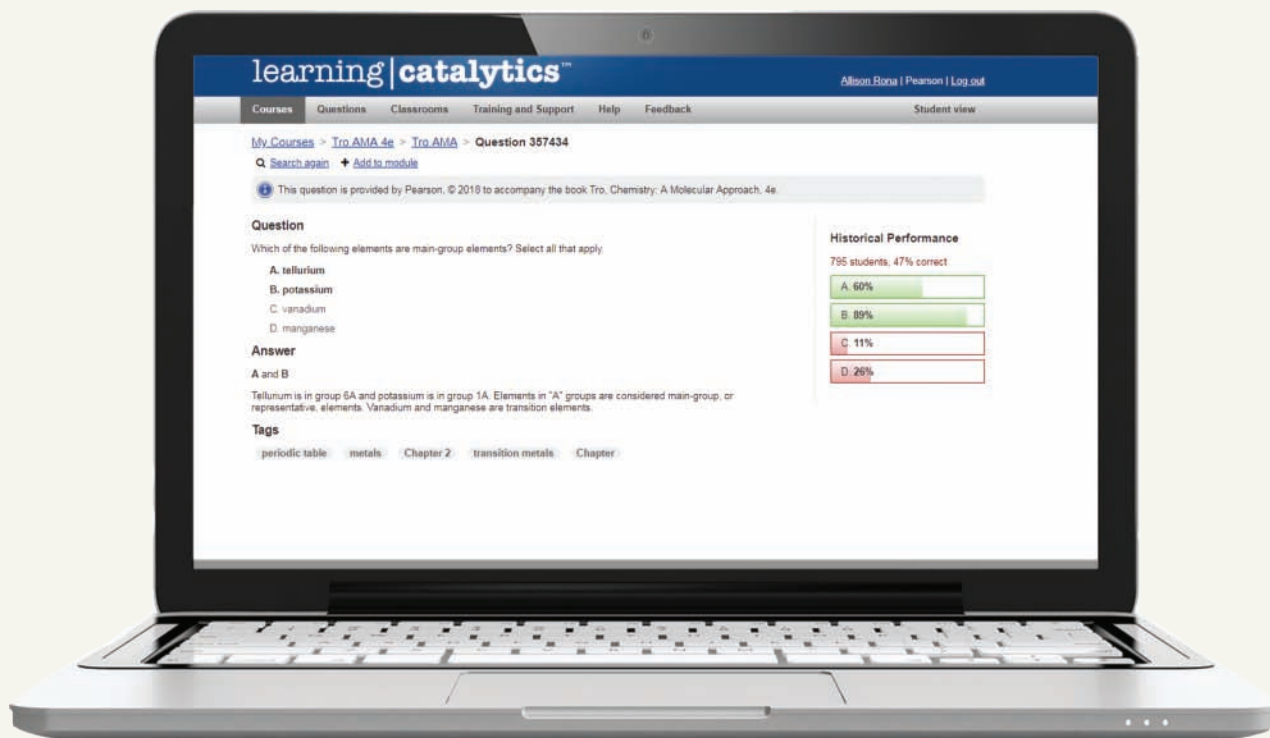
Feedback
Incorrect. The solubility of gases generally increases with decreasing temperature; therefore, nitrogen does not bubble out of solution as it cools.

Try 1 of 3 Try Again

Actively engage students...



With Learning Catalytics, you'll hear from every student when it matters most. You pose a variety of questions that help students recall ideas, apply concepts, and develop critical-thinking skills. Your students respond using their own smartphones, tablets, or laptops.



You can monitor responses with real-time analytics and find out what your students do — and don't — understand. Then, you can adjust your teaching accordingly, and even facilitate peer-to-peer learning, helping students stay motivated and engaged. **Learning Catalytics** includes prebuilt questions for every key topic in General Chemistry.

with in-class activities

QUESTIONS FOR GROUP WORK

Active Classroom Learning

Discuss these questions with the group and record your consensus answer.

139. Explain why 1-propanol ($\text{CH}_3\text{CH}_2\text{CH}_2\text{OH}$) is miscible in both water (H_2O) and hexane (C_6H_6) when hexane and water are barely soluble in each other.
140. Have each group member make a flashcard with one of the following on the front: ΔH_{soln} , $\Delta H_{\text{lattice}}$, $\Delta H_{\text{solvent}}$, ΔH_{mix} , and $\Delta H_{\text{hydration}}$. On the back of the card, each group member should describe (in words) the ΔH process his or her card lists and how that ΔH relates to other ΔH values mathematically. Each member presents his or her ΔH to the group. After everyone has presented, members should trade cards and quiz each other.
141. Complete the following table by adding *increases*, *decreases*, or *no effect*:

	Increasing Temperature	Increasing Pressure
solubility of gas in water		
solubility of a solid in water		

142. When 13.62 g (about one tablespoon) of table sugar (sucrose, $\text{C}_{12}\text{H}_{22}\text{O}_{11}$) is dissolved in 241.5 mL of water (density 0.997 g/mL), the final volume is 250.0 mL (about one cup). Have each group member calculate one of the following for the solution and present his or her answer to the group:
- mass percent
 - molarity
 - molality
143. Calculate the expected boiling and freezing point for the solution in the previous problem. If you had to bring this syrup to the boiling point for a recipe, would you expect it to take much more time than it takes to boil the same amount of pure water? Why or why not? Would the syrup freeze in a typical freezer (-18°C)? Why or why not?

p. 628

Questions for Group Work allow students to collaborate and apply problem-solving skills on questions covering multiple concepts. The questions can be used in or out of the classroom, and the goal is to foster collaborative learning and encourage students to work together as a team to solve problems. All questions for group work are pre-loaded into Learning Catalytics for ease of assignment.

Numerous ideas for in-class activities can be found in the Ready-to-Go Teaching Modules in the Instructor Resources in Mastering Chemistry. There, instructors will find the most effective activities, problems, and questions from the text, Mastering, and Learning Catalytics, to use in class.

Kinesthetic Activity: Polarity

In groups, students model molecules using rope (representing bond dipoles) to show which molecular shapes are polar or nonpolar. This activity can be done at the front of the classroom or in small groups. Example: For trigonal planar, have one student stand in the middle holding the ends of three ropes. Have three other students stand in a trigonal planar arrangement around the middle student and pull equally on the ropes. Since all the ropes (dipole moments) cancel out, the middle student does not get pulled in any direction; this illustrates that the trigonal planar shape is nonpolar. Other shapes that can be shown include: linear, bent, trigonal planar, square planar, T-shaped.



5 - 10 minutes
Average time for activity

Master problem-solving...

PROBLEMS BY TOPIC

Solution Concentration and Solution Stoichiometry

21. Calculate the molarity of each solution.
MISSED THIS? Read Section 5.2; Watch KCV 5.2, IWE 5.1
 a. 3.25 mol of LiCl in 2.78 L of solution
 b. 28.33 g $C_6H_{12}O_6$ in 1.28 L of solution
 c. 32.4 mg NaCl in 122.4 mL of solution
22. Calculate the molarity of each solution.
 a. 0.38 mol of $LiNO_3$ in 6.14 L of solution
 b. 72.8 g C_2H_6O in 2.34 L of solution
 c. 12.87 mg KI in 112.4 mL of solution
23. What is the molarity of NO_3^- in each solution?
MISSED THIS? Read Sections 5.2, 5.4; Watch KCV 5.2, IWE 5.1
 a. 0.150 M KNO_3
 b. 0.150 M $Ca(NO_3)_2$
 c. 0.150 M $Al(NO_3)_3$
24. What is the molarity of Cl^- in each solution?
 a. 0.200 M NaCl
 b. 0.150 M $SrCl_2$
 c. 0.100 M $AlCl_3$
25. How many moles of KCl are contained in each solution?
MISSED THIS? Read Section 5.2; Watch KCV 5.2, IWE 5.2
 a. 0.556 L of a 2.3 M KCl solution
 b. 1.8 L of a 0.85 M KCl solution
 c. 114 mL of a 1.85 M KCl solution
26. What volume of 0.200 M ethanol solution contains each amount in moles of ethanol?
 a. 0.45 mol ethanol
 b. 1.22 mol ethanol
 c. 1.2×10^{-2} mol ethanol
27. A laboratory procedure calls for making 400.0 mL of a 1.1 M $NaNO_3$ solution. What mass of $NaNO_3$ (in g) is needed?
MISSED THIS? Read Section 5.2; Watch KCV 5.2, IWE 5.2
28. A chemist wants to make 5.5 L of a 0.300 M $CaCl_2$ solution. What mass of $CaCl_2$ (in g) should the chemist use?
29. If 123 mL of a 1.1 M glucose solution is diluted to 500.0 mL, what is the molarity of the diluted solution?
MISSED THIS? Read Section 5.2; Watch KCV 5.2, IWE 5.3
30. If 3.5 L of a 4.8 M $SrCl_2$ solution is diluted to 45 L, what is the molarity of the diluted solution?
31. To what volume should you dilute 50.0 mL of a 12 M stock HNO_3 solution to obtain a 0.100 M HNO_3 solution?
MISSED THIS? Read Section 5.2; Watch KCV 5.2, IWE 5.3
32. To what volume should you dilute 25 mL of a 10.0 M H_2SO_4 solution to obtain a 0.150 M H_2SO_4 solution?
33. Consider the precipitation reaction:
MISSED THIS? Read Section 5.3; Watch IWE 5.4
 $2 Na_3PO_4(aq) + 3 CuCl_2(aq) \rightarrow Cu_3(PO_4)_2(s) + 6 NaCl(aq)$
 What volume of 0.175 M Na_3PO_4 solution is necessary to completely react with 95.4 mL of 0.102 M $CuCl_2$?
34. Consider the reaction:
 $Li_2S(aq) + Co(NO_3)_2(aq) \rightarrow 2 LiNO_3(aq) + CoS(s)$
 What volume of 0.150 M Li_2S solution is required to completely react with 125 mL of 0.150 M $Co(NO_3)_2$?
35. What is the minimum amount of 6.0 M H_2SO_4 necessary to produce 25.0 g of $H_2(g)$ according to the reaction between aluminum and sulfuric acid?
MISSED THIS? Read Section 5.3; Watch IWE 5.4
 $2 Al(s) + 3 H_2SO_4(aq) \rightarrow Al_2(SO_4)_3(aq) + 3 H_2(g)$
36. What is the molarity of $ZnCl_2$ that forms when 25.0 g of zinc completely reacts with $CuCl_2$ according to the following reaction? Assume a final volume of 275 mL.
 $Zn(s) + CuCl_2(aq) \rightarrow ZnCl_2(aq) + Cu(s)$

p. 204

NEW! MISSED THIS? appears in the end-of-chapter Self-Assessment Quizzes and each odd-numbered Problems by Topic exercise. **MISSED THIS?** provides sections to read and videos to watch to help students remediate where necessary.

The Mole Concept

Number of Al atoms \longrightarrow mol Al \longrightarrow g Al

6.022×10^{23} Al atoms $\xrightarrow{1 \text{ mol Al}}$ 26.98 g Al $\xrightarrow{1 \text{ mol Al}}$ 270 g Al

8.55×10^{22} Al atoms $\times \frac{1 \text{ mol Al}}{6.022 \times 10^{23} \text{ Al atoms}} \times \frac{26.98 \text{ g Al}}{1 \text{ mol Al}} \times \frac{1 \text{ cm}^3}{2.70 \text{ g Al}} = 1.4187 \text{ cm}^3$

$V = \frac{4}{3} \pi r^3$

1. What is the radius?
 a) 0.697 cm
 b) 0.339 cm
 c) 25.7 cm

Close

02:20 / 03:09

Interactive Worked Examples are digital versions of select worked examples from the text that instruct students how to break down problems using Tro's "Sort, Strategize, Solve, and Check" technique. The Interactive Worked Examples pause in the middle and require the student to interact by completing a step in the example. Each example has a follow-up question that is assignable in Mastering Chemistry. There are 24 new Interactive Worked Examples for a total of 125.

with tools students can use after class

Solutions and Factors Affecting Solubility Chapter 13

Overview Prepare Practice

Prepare

Pre-Class Preparation


The following are appropriate assignments for students to complete before class:

- Section 13.2 Types of Solutions and Solubility (pp. 540–544)
- Section 13.3 Energetics of Solution Formation (pp. 544–548)
- Section 13.4 Solution Equilibrium and Factors Affecting Solubility (pp. 548–552)
- Key Concept Video: Solution Equilibrium and Factors Affecting Solubility
- MasteringChemistry Pre-Built Assignment "Chapter 13 Ready-To-Go Teaching Module Before Class: Solutions and Factors Affecting Solubility"

Videos

The Key Concept Video explains how a solid dissolves in a solvent, as well as the formation of an equilibrium at which point the rate of dissolution equals the rate of recrystallization. It illustrates how temperature and pressure can affect the solubility of solids and gases in liquids. The video also asks students to consider factors affecting solubility.

Key Concept Video: Solution Equilibrium and Factors Affecting Solubility



Dynamic Study Modules

NEW! Ready-to-Go Practice Modules in the Mastering Chemistry Study Area help students master the toughest topics (as identified by professors and fellow students completing homework and practicing for exams). Key Concept Videos, Interactive Worked Examples, and problem sets with answer-specific feedback are all in one easy to navigate place to keep students focused and give them the scaffolded support they need to succeed.

Newly Interactive Self-Assessment Quizzes, complete with answer-specific feedback, allow students to quiz themselves within the Pearson eText, so that they can study on their own and test their understanding in real time. The Self-Assessment Quizzes are also assignable in Mastering Chemistry. Professors can use questions from these quizzes to prepare a pretest on Mastering Chemistry. Research has shown that this kind of active exam preparation improves students' exam scores.

Self-Assessment Quiz > Chapter 4

Self-Assessment Quiz

Chapter 4: Molecules and Compounds

1 What is the empirical formula of the compound with the molecular formula $C_{10}H_8$?

CH

C_5H_3

C_5H_4

C_2H_4

Incorrect. Remember that the subscripts in the molecular formula must equal n times the subscripts in the empirical formula (where n is an integer).

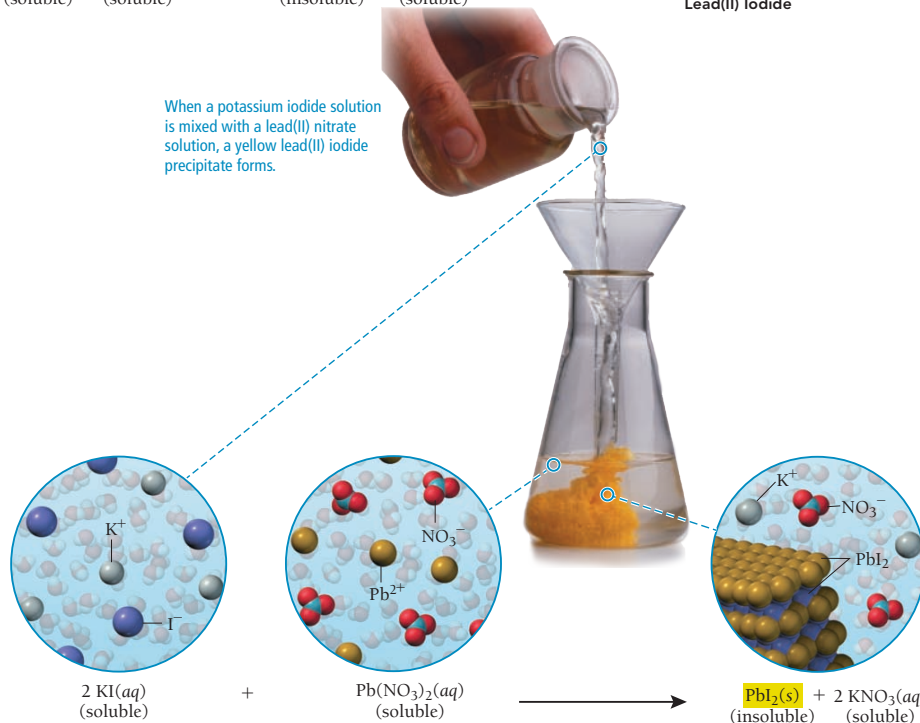
Teach with art based on learning design principles

Extensively updated art program better directs students' attention to key elements in the art and promotes understanding of the processes depicted. Dozens of figures in the 5th Edition were reviewed by learning design specialists to ensure they are clearly navigable for students and now include more helpful annotations and labels to help readers focus on key concepts.

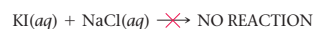
Precipitation Reaction



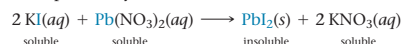
◀ **FIGURE 5.13** Precipitation of Lead(II) Iodide



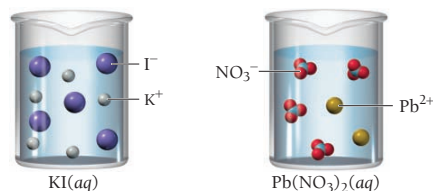
Precipitation reactions do not always occur when two aqueous solutions are mixed. For example, if we combine solutions of $\text{KI}(aq)$ and $\text{NaCl}(aq)$, nothing happens (Figure 5.14):



The key to predicting precipitation reactions is to understand that *only insoluble compounds form precipitates*. In a precipitation reaction, two solutions containing soluble compounds combine and an insoluble compound precipitates. Consider the precipitation reaction described previously:

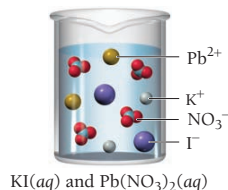


KI and $\text{Pb}(\text{NO}_3)_2$ are both soluble, but the precipitate, PbI_2 , is insoluble. Before mixing, $\text{KI}(aq)$ and $\text{Pb}(\text{NO}_3)_2(aq)$ are both dissociated in their respective solutions:

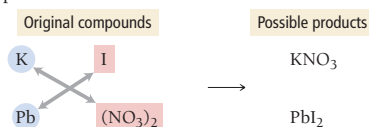


Tro's multipart images help students see the relationship between the formulas they write down on paper (symbolic), the world they see around them (macroscopic), and the atoms and molecules that compose the world (molecular).

The instant that the solutions come into contact, all four ions are present:

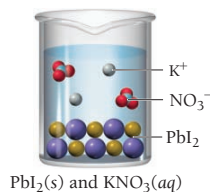


Now, new compounds—one or both of which might be insoluble—are possible. Specifically, the cation from either compound can pair with the anion from the other to form possibly insoluble products:

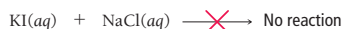


If the possible products are both soluble, no reaction occurs and no precipitate forms. If one or both of the possible products are insoluble, a precipitation reaction occurs. In this case, KNO_3 is soluble, but PbI_2 is insoluble. Consequently, PbI_2 precipitates.

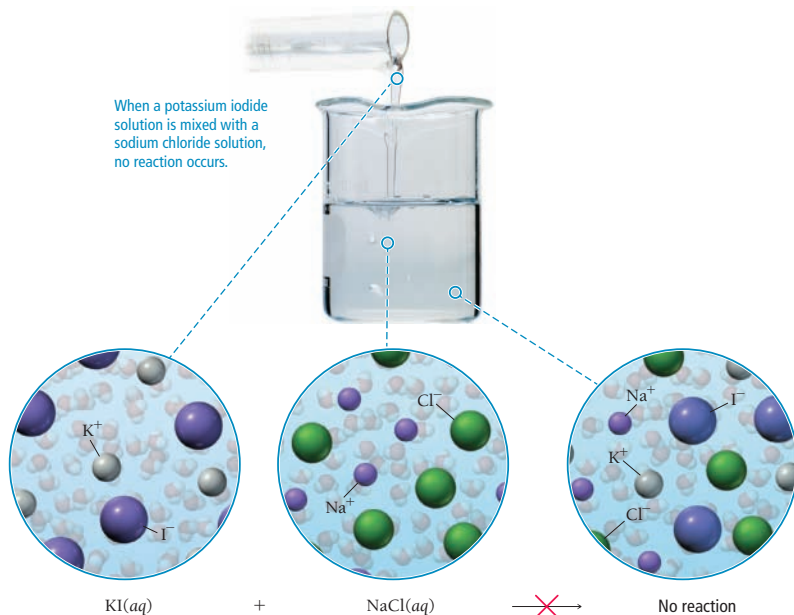
To predict whether a precipitation reaction will occur when two solutions are mixed and to write an equation for the reaction, we use the procedure that follows. The steps are outlined in the left column, and two examples illustrating how to apply the procedure are shown in the center and right columns.



No Reaction



◀ FIGURE 5.14 No Precipitation



Deliver trusted content with Pearson eText

Pearson eText is a simple-to-use, mobile-optimized, personalized reading experience available within Mastering. It allows students to easily highlight, take notes, and review key vocabulary all in one place—even when offline. Seamlessly integrated videos, rich media, and interactive self-assessment questions engage students and give them access to the help they need, when they need it. Pearson eText is available within Mastering when packaged with a new book; students can also purchase Mastering with Pearson eText online.

The image displays a tablet screen showing a mobile-optimized eText interface. The page title is "10.2: A Particulate Model For Gases: Kinetic Molecular Theory". Below the title is a "Key Concept Video" titled "Kinetic Molecular Theory" featuring a man speaking. The video player shows a play button and a progress bar at 00:00 / 03:36. Below the video, the text reads: "We can build a model (or theory) for a gas based on one of the core themes of this book—that matter is particulate. The model is called the kinetic molecular theory of gases¹⁰. According to the kinetic molecular theory, a gas is a collection of particles (either molecules or atoms, depending on the gas) in constant motion (Figure 10.2¹⁰)." The text "The model is called the kinetic molecular theory of gases¹⁰." is highlighted in yellow. To the right of the tablet, two circular callouts illustrate interactive features: the top one shows a font size slider and a "Show highlights" toggle; the bottom one shows a note-taking interface with a "Share" toggle.

Improve learning with Dynamic Study Modules

Atomic Structures • 2/8

Which isotope has the same number of neutrons as N-15?

Periodic Table of Elements

F-19

O-16

N-14

C-12

I am unsure Submit

Covalent Bonding • 1/8

When is it appropriate to form double or triple bonds in a Lewis structure?

Anytime there is a bond from the central atom to oxygen

When the central atom does not have an octet of electrons

Anytime a terminal atom has a lone pair of electrons

When the central atom has an expanded octet

I DON'T KNOW YET

One is correct Next

Dynamic Study Modules in Mastering Chemistry

help students study effectively—and at their own pace—by keeping them motivated and engaged. The assignable modules rely on the latest research in cognitive science, using methods—such as adaptivity, gamification, and intermittent rewards—to stimulate learning and improve retention.

WHAT YOU NEED TO KNOW

The error with the given structure is the carbon does not have enough electrons.

The correct Lewis structure for CH_2O is


which has a lone pair of electrons moved from oxygen to form a double bond between carbon and oxygen. Now, all atoms have a complete octet.

The given structure does not have the correct number of valence electrons and each hydrogen atom has two electrons which is insufficient. The connectivity is correct because each hydrogen can only form one bond and connecting hydrogen and oxygen would leave carbon with an insufficient number of electrons.

previous next

Each module poses a series of questions about a course topic. These question sets adapt to each student's performance and offer personalized, targeted feedback to help them master key concepts. With **Dynamic Study Modules**, students build the confidence they need to deepen their understanding, participate meaningfully, and perform better—in and out of class.

Instructor support you can rely on




Chemistry: A Molecular Approach includes a full suite of instructor support materials in the Instructor Resources area in Mastering Chemistry. Resources include new Ready-to-Go Teaching Modules; accessible PowerPoint lecture outlines; all images and worked examples from the text; all Key Concept Videos and Interactive Worked Examples; plus an instructor resource manual and test bank.



Ready-to-Go Study Tools provide organized material for every tough topic in General Chemistry. The modules – created for and by instructors – provide easy-to-use before and after class assignments, in-class activities with clicker questions, and questions in Learning Catalytics™. The modules are easily accessed via Mastering Chemistry.

Chemistry

A MOLECULAR APPROACH



The most
incomprehensible thing
about the universe
is that it is
comprehensible.

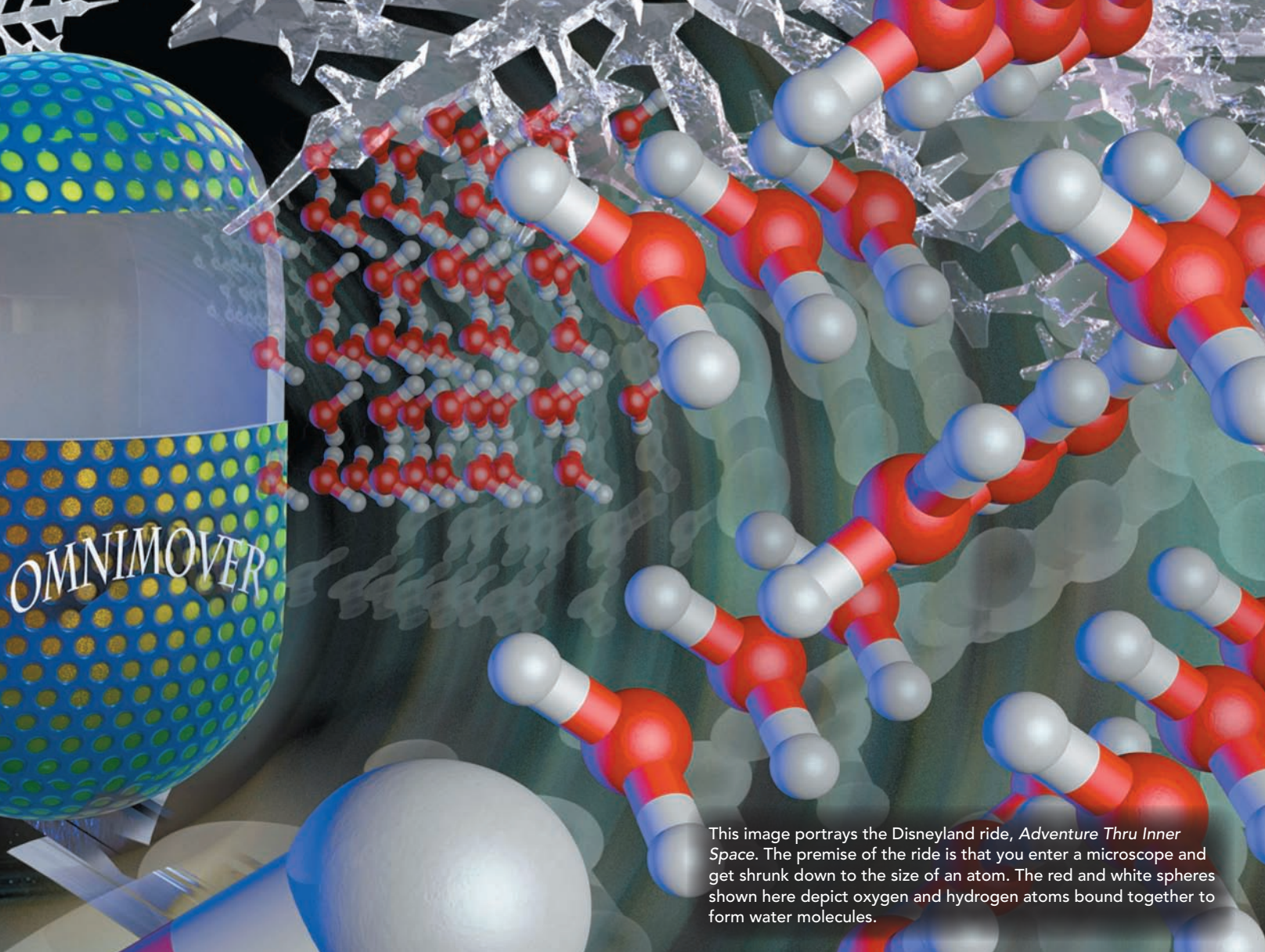
—ALBERT EINSTEIN (1879–1955)

C H A P T E R

1

Matter, Measurement, and Problem Solving

What do you think is the most important idea in all of human knowledge? This question has many possible answers—some practical, some philosophical, and some scientific. If we limit ourselves to scientific answers, mine would be this: **the properties of matter are determined by the properties of atoms and molecules.** Atoms and molecules determine how matter behaves—if they were different, matter would be different. The properties of water molecules determine how water behaves, the properties of sugar molecules determine how sugar behaves, and the properties of the molecules that compose our bodies determine how our bodies behave. The understanding of matter at the molecular level gives us unprecedented control over that matter. For example, our understanding of the details of the molecules that compose living organisms has revolutionized biology over the last 50 years.



This image portrays the Disneyland ride, *Adventure Thru Inner Space*. The premise of the ride is that you enter a microscope and get shrunk down to the size of an atom. The red and white spheres shown here depict oxygen and hydrogen atoms bound together to form water molecules.

- 1.1 Atoms and Molecules 1
- 1.2 The Scientific Approach to Knowledge 3
- 1.3 The Classification of Matter 5
- 1.4 Physical and Chemical Changes and Physical and Chemical Properties 9
- 1.5 Energy: A Fundamental Part of Physical and Chemical Change 12

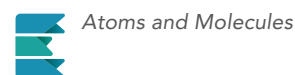
- 1.6 The Units of Measurement 13
- 1.7 The Reliability of a Measurement 20
- 1.8 Solving Chemical Problems 26
- 1.9 Analyzing and Interpreting Data 33
- LEARNING OUTCOMES** 38

1.1 Atoms and Molecules

As I sat in the “omnimover” and listened to the narrator’s voice telling me that I was shrinking down to the size of an atom, I grew apprehensive but curious. Just minutes before, while waiting in line, I witnessed what appeared to be full-sized humans entering a microscope and emerging from the other end many times smaller. I was seven years old, and I was about to ride *Adventure Thru Inner Space*, a Disneyland

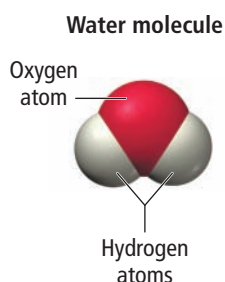
WATCH NOW!

KEY CONCEPT VIDEO 1.1

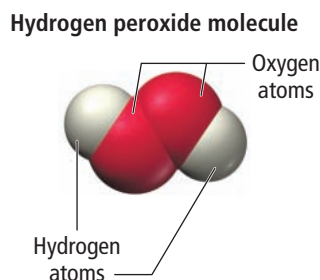


ride (in Tomorrowland) that simulated what it would be like to shrink to the size of an atom. The ride began with darkness and shaking, but then the shaking stopped and giant snowflakes appeared. The narrator explained that you were in the process of shrinking to an ever-smaller size (which explains why the snowflakes grew larger and larger). Soon, you entered the wall of the snowflake itself and began to see water molecules all around you. These also grew larger as you continued your journey into inner space and eventually ended up within the atom itself. Although this Disneyland ride bordered on being corny, and although it has since been shut down, it was my favorite ride as a young child.

That ride sparked my interest in the world of atoms and molecules, an interest that has continued and grown to this day. I am a chemist because I am obsessed with the connection between the “stuff” around us and the atoms and molecules that compose that stuff. More specifically, I love the idea that we humans have been able to figure out the connection between the *properties of the stuff* around us and the *properties of atoms and molecules*. **Atoms** are submicroscopic particles that are the fundamental building blocks of ordinary matter. Free atoms are rare in nature; instead they bind together in specific geometrical arrangements to form **molecules**. A good example of a molecule is the water molecule, which I remember so well from the Disneyland ride.



A water molecule is composed of one oxygen atom bound to two hydrogen atoms in the shape shown at left. The exact properties of the water molecule—the atoms that compose it, the distances between those atoms, and the geometry of how the atoms are bound together—determine the properties of water. If the molecule were different, water would be different. For example, if water contained two oxygen atoms instead of just one, it would be a molecule like this:



The hydrogen peroxide we use as an antiseptic or bleaching agent is considerably diluted.

This molecule is hydrogen peroxide, which you may have encountered if you have ever bleached your hair. A hydrogen peroxide molecule is composed of *two* oxygen atoms and two hydrogen atoms. This seemingly small molecular difference results in a huge difference in the properties of water and hydrogen peroxide. Water is the familiar and stable liquid we all drink and bathe in. Hydrogen peroxide, in contrast, is an unstable liquid that, in its pure form, burns the skin on contact and is used in rocket fuel. When you pour water onto your hair, your hair simply becomes wet. However, if you put diluted hydrogen peroxide on your hair, a chemical reaction occurs that strips your hair of its color.

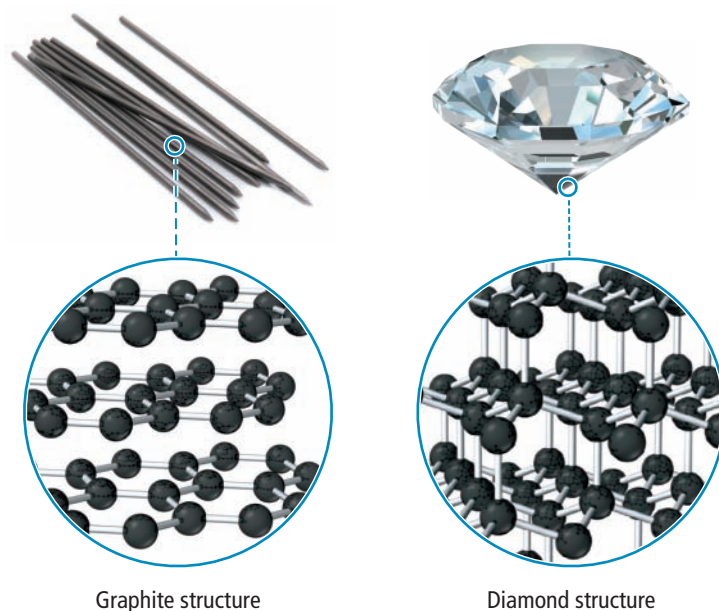
The details of how specific atoms bond to form a molecule—in a straight line, at a particular angle, in a ring, or in some other pattern—as well as the type of atoms in the molecule, determine everything about the substance that the molecule composes. If we want to understand the substances around us, we must understand the atoms and molecules that compose them—this is the central goal of chemistry. A good simple definition of **chemistry** is

Chemistry—the science that seeks to understand the behavior of matter by studying the behavior of atoms and molecules.

The term *atoms* in this definition can be interpreted loosely to include atoms that have lost or gained electrons.

Throughout this book, we explore the connection between atoms and molecules and the matter they compose. We seek to understand how differences on the atomic or molecular level affect the properties on the macroscopic level. Before we move on, let’s examine one more example that demonstrates this principle. Consider the structures of graphite and diamond.

Graphite is the slippery black substance (often called pencil lead) that you have probably used in a mechanical pencil. Diamond is the brilliant gemstone found in jewelry. Graphite and diamond are both composed of exactly the same atoms—carbon atoms. The striking differences between the substances are a result of how those atoms are arranged. In graphite, the atoms are arranged in sheets. The atoms within each sheet are tightly bound to each other, but the sheets are *not* tightly bound to other sheets. Therefore the sheets can slide past each other, which is why the graphite in a pencil leaves a trail as you write. In diamond, by contrast, the carbon atoms are all bound together in a three-dimensional structure where layers are strongly bound to other layers, resulting in the strong, nearly unbreakable substance. This example illustrates how even the same atoms can compose vastly different substances when they are bound together in different patterns. Such is the atomic and molecular world—small differences in atoms and molecules can result in large differences in the substances that they compose.



1.2 The Scientific Approach to Knowledge

Throughout history, humans have approached knowledge about the physical world in different ways. For example, the Greek philosopher Plato (427–347 B.C.E.) thought that the best way to learn about reality was—not through the senses—but through reason. He believed that the physical world was an imperfect representation of a perfect and transcendent world (a world beyond space and time). For him, true knowledge came, not through observing the real physical world, but through reasoning and thinking about the ideal one.

The *scientific* approach to knowledge, however, is exactly the opposite of Plato's. Scientific knowledge is empirical—it is based on *observation* and *experiment*. Scientists observe and perform experiments on the physical world to learn about it. Some observations and experiments are qualitative (noting or describing how a process happens), but many are quantitative (measuring or quantifying something about the process). For example, Antoine Lavoisier (1743–1794), a French chemist who studied combustion (burning), made careful measurements of the mass of objects before and after burning them in closed containers. He noticed that there was no change in the total mass of material within the container during combustion. In doing so, Lavoisier made an important *observation* about the physical world.

Observations often lead scientists to formulate a **hypothesis**, a tentative interpretation or explanation of the observations. For example, Lavoisier explained his observations on combustion by hypothesizing that when a substance burns, it combines with a component of air. A good hypothesis is *falsifiable*, which means that it makes predictions that can be confirmed or refuted by further observations. Scientists test hypotheses by **experiments**, highly controlled procedures designed to generate observations that confirm or refute a hypothesis. The results of an experiment may support a hypothesis or prove it wrong—in which case the scientist must modify or discard the hypothesis.

In some cases, a series of similar observations leads to the development of a **scientific law**, a brief statement that summarizes past observations and predicts future ones. Lavoisier summarized his observations on combustion with the **law of conservation of mass**, which states, “In a chemical reaction, matter is neither created nor destroyed.” This statement summarized his observations on chemical reactions and predicted the outcome of future observations on reactions. Laws, like hypotheses, are also subject to experiments, which can support them or prove them wrong.

Although some Greek philosophers, such as Aristotle, did use observation to attain knowledge, they did not emphasize experiment and measurement to the extent that modern science does.



▲ French chemist Antoine Lavoisier with his wife, Marie, who helped him in his work by illustrating his experiments and translating scientific articles from English. Lavoisier, who also made significant contributions to agriculture, industry, education, and government administration, was executed during the French Revolution. (The Metropolitan Museum of Art)

Scientific laws are not *laws* in the same sense as civil or governmental laws. Nature does not follow laws in the way that we obey the laws against speeding or running a stop sign. Rather, scientific laws *describe* how nature behaves—they are generalizations about what nature does. For that reason, some people find it more appropriate to refer to them as *principles* rather than *laws*.

One or more well-established hypotheses may form the basis for a scientific **theory**. A scientific theory is a model for the way nature is and tries to explain not merely what nature does but *why*. As such, well-established theories are the pinnacle of scientific knowledge, often predicting behavior far beyond the observations or laws from which they were developed. A good example of a theory is the **atomic theory** proposed by English chemist John Dalton (1766–1844). Dalton explained the law of conservation of mass, as well as other laws and observations of the time, by proposing that matter is composed of small, indestructible particles called atoms. Since these particles are merely rearranged in chemical changes (and not created or destroyed), the total amount of mass remains the same. Dalton’s theory is a model for the physical world—it gives us insight into how nature works and, therefore, *explains* our laws and observations.

Finally, the scientific approach returns to observation to test theories. For example, scientists can test the atomic theory by trying to isolate single atoms or by trying to image them (both of which, by the way, have already been accomplished). Theories are validated by experiments; however, theories can never be conclusively proven because some new observation or experiment always has the potential to reveal a flaw. Notice that the scientific approach to knowledge begins with observation and ends with observation. An experiment is in essence a highly controlled procedure for generating critical observations designed to test a theory or hypothesis. Each new set of observations has the potential to refine the original model. Figure 1.1 summarizes one way to map the scientific approach to knowledge. Scientific laws, hypotheses, and theories are all subject to continued experimentation. If a law, hypothesis, or theory is proved wrong by an experiment, it must be revised and tested with new experiments. Over time, the scientific community eliminates or corrects poor theories and laws, and valid theories and laws—those consistent with experimental results—remain.

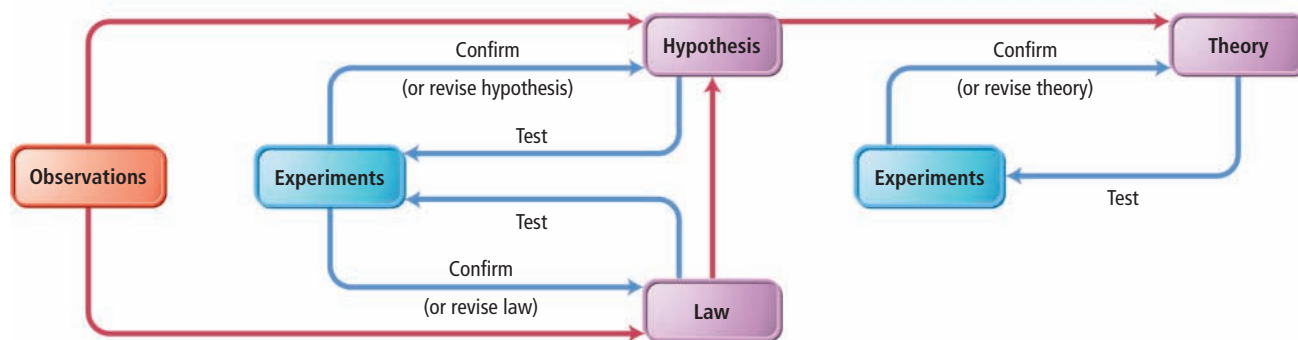
Established theories with strong experimental support are the most powerful pieces of scientific knowledge. You may have heard the phrase “That is just a theory,” as if theories are easily dismissible. Such a statement reveals a deep misunderstanding of the nature of a scientific theory. Well-established theories are as close to truth as we get in science. The idea that all matter is made of atoms is “just a theory,” but it has over 200 years of experimental evidence to support it. It is a powerful piece of scientific knowledge on which many other scientific ideas are based.

One last word about the scientific approach to knowledge: some people wrongly imagine science to be a strict set of rules and procedures that automatically leads to inarguable, objective facts. This is not the case. Even our diagram of the scientific approach to knowledge is only an idealization of real science, useful to help us see the key distinctions of science. Real science requires hard work, care, creativity, and even a bit of luck.

In Dalton’s time, people thought atoms were indestructible. Today, because of nuclear reactions, we know that atoms can be broken apart into their smaller components.

▼ FIGURE 1.1 The Scientific Approach to Knowledge

The Scientific Approach



Scientific theories do not just arise out of data—men and women of genius and creativity craft theories. A great theory is not unlike a master painting, and many see a similar kind of beauty in both. (For more on this aspect of science, see the accompanying box entitled *Thomas S. Kuhn and Scientific Revolutions*.)

LAWS AND THEORIES Which statement best explains the difference between a law and a theory?

- (a) A law is truth; a theory is mere speculation.
- (b) A law summarizes a series of related observations; a theory gives the underlying reasons for them.
- (c) A theory describes *what* nature does; a law describes *why* nature does it.



ANSWER NOW!



THE NATURE OF SCIENCE | Thomas S. Kuhn and Scientific Revolutions

When scientists talk about science, they often talk in ways that imply that theories are “true.” Further, they talk as if they arrive at theories in logical and unbiased ways.

For example, a theory central to chemistry that we have discussed in this chapter is John Dalton’s atomic theory—the idea that all matter is composed of atoms. Is this theory “true”? Was it reached in logical, unbiased ways? Will this theory still be around in 200 years?

The answers to these questions depend on how we view science and its development. One way to view science—let’s call it the *traditional view*—is as the continual accumulation of knowledge and the building of increasingly precise theories. In this view, a scientific theory is a model of the world that reflects what is *actually in nature*. New observations and experiments result in gradual adjustments to theories. Over time, theories get better, giving us a more accurate picture of the physical world.

In the twentieth century, a different view of scientific knowledge began to develop. A book by Thomas Kuhn (1922–1996), published in 1962 and entitled *The Structure of Scientific Revolutions*, challenged the traditional view. Kuhn’s ideas came from his study of the history of science, which, he argued, does not support the idea that science progresses in a smooth, cumulative way. According to Kuhn, science goes through fairly quiet periods that he called *normal science*. In these periods, scientists make their data fit the reigning theory, or paradigm. Small inconsistencies are swept aside during periods of normal science. However, when too many inconsistencies and anomalies develop, a crisis emerges. The crisis brings about a *revolution* and a new reigning theory. According to Kuhn, the new theory is usually quite different from

the old one; it not only helps us to make sense of new or anomalous information, but it also enables us to see accumulated data from the past in a dramatically new way.

Kuhn further contended that theories are held for reasons that are not always logical or unbiased, and that theories are not *true* models—in the sense of a one-to-one mapping—of the physical world. Because new theories are often so different from the ones they replace, he argued, and because old theories always make good sense to those holding them, they must not be “True” with a capital T; otherwise “truth” would be constantly changing.

Kuhn’s ideas created a controversy among scientists and science historians that continues to this day. Some, especially postmodern philosophers of science, have taken Kuhn’s ideas one step further. They argue that scientific knowledge is *completely* biased and lacks any objectivity. Most scientists, including Kuhn, would disagree. Although Kuhn pointed out that scientific knowledge has *arbitrary elements*, he also said, “*Observation . . . can and must drastically restrict the range of admissible scientific belief, else there would be no science.*” In other words, saying that science contains arbitrary elements is quite different from saying that science itself is arbitrary.

QUESTION In his book, Kuhn stated, “A new theory . . . is seldom or never just an increment to what is already known.” From your knowledge of the history of science, can you think of any examples that support Kuhn’s statement? Do you know of any instances in which a new theory or model was drastically different from the one it replaced?

1.3 The Classification of Matter

Matter is anything that occupies space and has mass. Your desk, your chair, and even your body are all composed of matter. Less obviously, the air around you is also matter—it too occupies space and has mass. We call a specific instance of matter—such as air, water, or sand—a **substance**. We classify matter according to its **state** (its physical form) and its **composition** (the basic components that make it up).

WATCH NOW!

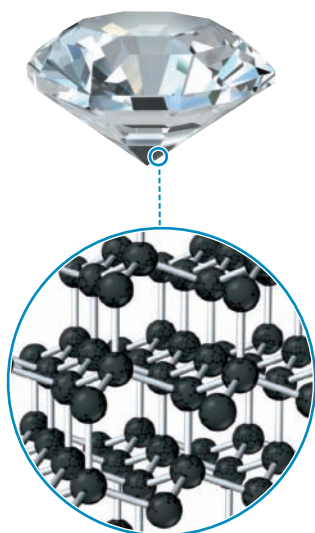
KEY CONCEPT VIDEO 1.3

Classifying Matter

The state of matter changes from solid to liquid to gas with increasing temperature.

Glass and other amorphous solids can be thought of, from one point of view, as intermediate between solids and liquids. Their atoms are fixed in position at room temperature, but they have no long-range structure and do not have distinct melting points.

Crystalline Solid:
Atoms are arranged in a regular three-dimensional pattern

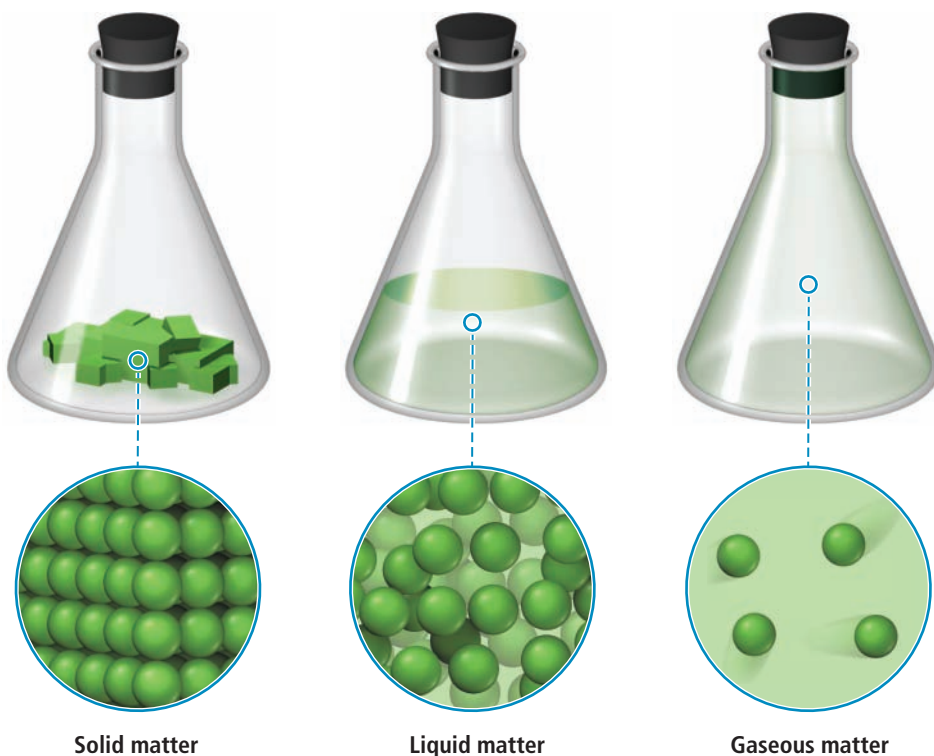


Diamond
C (s, diamond)

▲ **FIGURE 1.2 Crystalline Solid** Diamond (first discussed in Section 1.1) is a crystalline solid composed of carbon atoms arranged in a regular, repeating pattern.

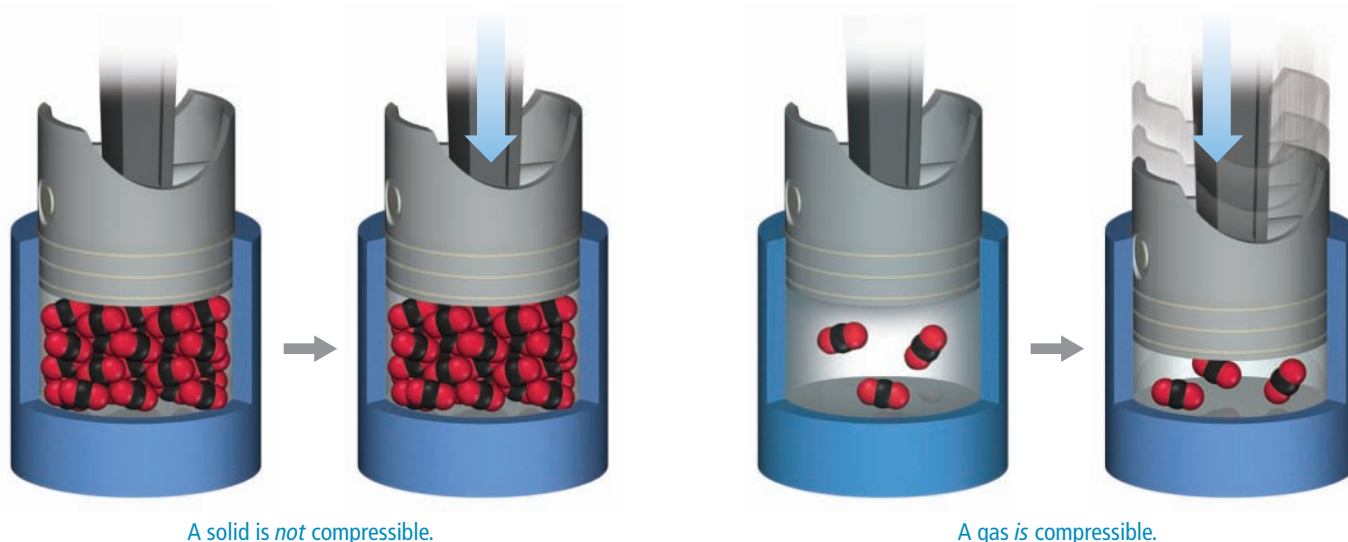
The States of Matter: Solid, Liquid, and Gas

Matter exists in three different states: **solid**, **liquid**, and **gas**. In *solid matter*, atoms or molecules pack closely to each other in fixed locations. Although the atoms and molecules in a solid vibrate, they do not move around or past each other. Consequently, a solid has a fixed volume and rigid shape. Ice, aluminum, and diamond are examples of solids. Solid matter may be **crystalline**, in which case its atoms or molecules are in patterns with long-range, repeating order (Figure 1.2▼), or it may be **amorphous**, in which case its atoms or molecules do not have any long-range order. Table salt and diamond are examples of *crystalline* solids; the well-ordered geometric shapes of salt and diamond crystals reflect the well-ordered geometric arrangement of their atoms (although this is not the case for *all* crystalline solids). Examples of *amorphous* solids include glass and plastic. In *liquid matter*, atoms or molecules pack about as closely as they do in solid matter, but they are free to move relative to each other, giving liquids a fixed volume but not a fixed shape. Liquids assume the shape of their containers. Water, alcohol, and gasoline are all substances that are liquids at room temperature.



▲ In a solid, the atoms or molecules are fixed in place and can only vibrate. In a liquid, although the atoms or molecules are closely packed, they can move past one another, allowing the liquid to flow and assume the shape of its container. In a gas, the atoms or molecules are widely spaced, making gases compressible as well as fluid (able to flow).

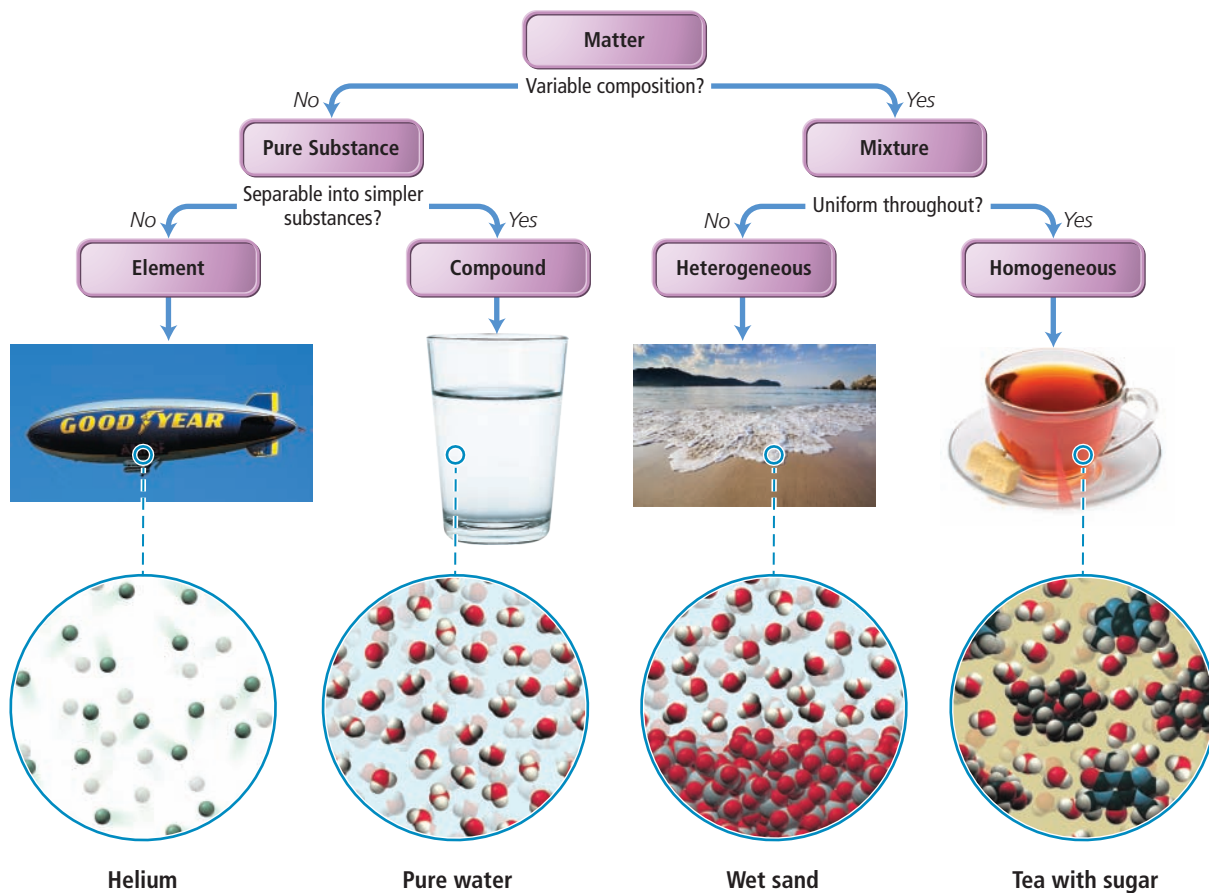
In *gaseous matter*, atoms or molecules have a lot of space between them and are free to move relative to one another, making gases *compressible* (Figure 1.3▶). When you squeeze a balloon or sit down on an air mattress, you force the atoms and molecules into a smaller space so that they are closer together. Gases always assume the shape *and* volume of their containers. Substances that are gases at room temperature include helium, nitrogen (the main component of air), and carbon dioxide.



▲ FIGURE 1.3 The Compressibility of Gases Gases can be compressed—squeezed into a smaller volume—because there is so much empty space between atoms or molecules in the gaseous state.

Classifying Matter by Composition: Elements, Compounds, and Mixtures

In addition to classifying matter according to its state, we classify it according to its composition, as shown in the following chart:



The first division in the classification of matter is between a *pure substance* and a *mixture*. A **pure substance** is made up of only one component, and its composition is invariant (it does not vary from one sample to another). The *components* of a pure substance can be individual atoms or groups of atoms joined together. For example, helium, water, and table salt (sodium chloride) are all pure substances. Each of these substances is made up of only one component: helium is made up of helium atoms, water is made up of water molecules, and sodium chloride is made up of sodium chloride units. The composition of a pure sample of any one of these substances is always exactly the same (because you can't vary the composition of a substance made up of only one component).

A **mixture**, by contrast, is composed of two or more components in proportions that can vary from one sample to another. For example, sweetened tea, composed primarily of water molecules and sugar molecules (with a few other substances mixed in), is a mixture. We can make tea slightly sweet (a small proportion of sugar to water) or very sweet (a large proportion of sugar to water) or any level of sweetness in between.

We categorize pure substances themselves into two types—*elements* and *compounds*—depending on whether or not they can be broken down (or decomposed) into simpler substances. Helium, which we just noted is a pure substance, is also a good example of an **element**, a substance that cannot be chemically broken down into simpler substances. Water, also a pure substance, is a good example of a **compound**, a substance composed of two or more elements (in this case, hydrogen and oxygen) in a fixed, definite proportion. On Earth, compounds are more common than pure elements because most elements combine with other elements to form compounds.

We also categorize mixtures into two types—heterogeneous and homogeneous—depending on how *uniformly* the substances within them mix. Wet sand is a **heterogeneous mixture**, one in which the composition varies from one region of the mixture to another. Sweetened tea is a **homogeneous mixture**, one with the same composition throughout. Homogeneous mixtures have uniform compositions because the atoms or molecules that compose them mix uniformly. Heterogeneous mixtures are made up of distinct regions because the atoms or molecules that compose them separate. Here again we see that the properties of matter are determined by the atoms or molecules that compose it.

Classifying a substance according to its composition is not always obvious and requires that we either know the true composition of the substance or are able to test it in a laboratory. For now, we focus on relatively common substances that you are likely to have encountered. Throughout this course, you will gain the knowledge to understand the composition of a larger variety of substances.

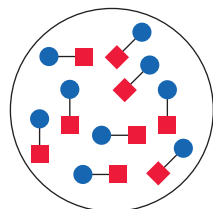
All known elements are listed in the periodic table in the inside front cover of this book.

ANSWER NOW!

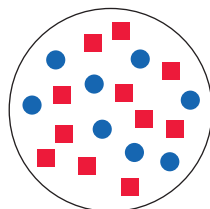


1.2
Cc
Conceptual
Connection

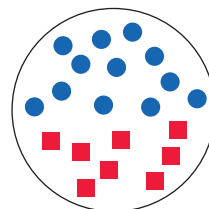
PURE SUBSTANCES AND MIXTURES In these images, a blue circle represents an atom of one type of element, and a red square represents an atom of a second type of element. Which image is a pure substance?



(a)



(b)



(c)

None of these
(d)

Separating Mixtures

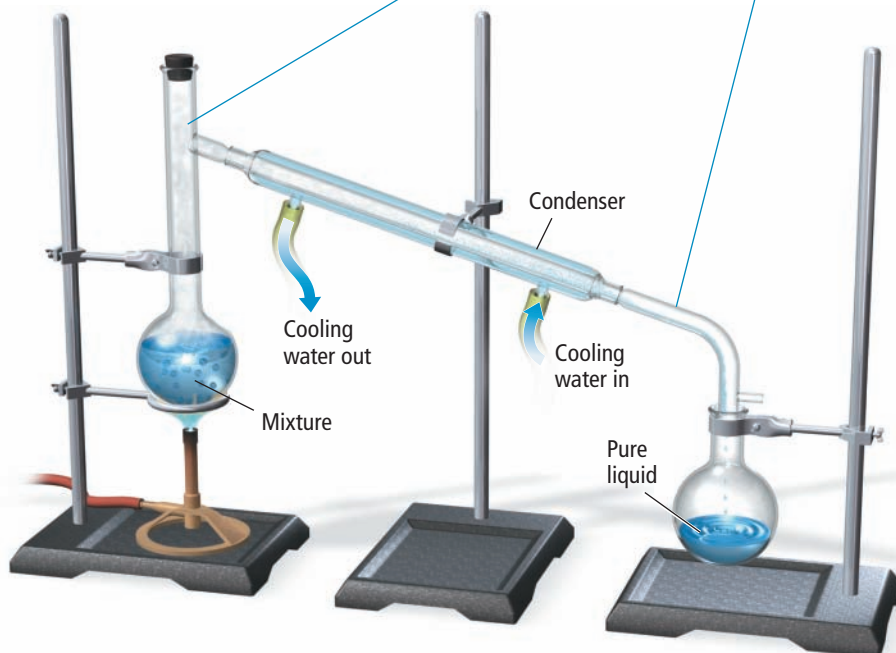
Chemists often want to separate a mixture into its components. Such separations can be easy or difficult, depending on the components in the mixture. In general, mixtures are separable because the different components have different physical or chemical properties. We can use various techniques that exploit these differences to achieve

Distillation

When a mixture of liquids with different boiling points is heated...

... the most volatile component boils first.

The vapor is then cooled and collected as pure liquid.



▲ FIGURE 1.4 Separating Substances by Distillation

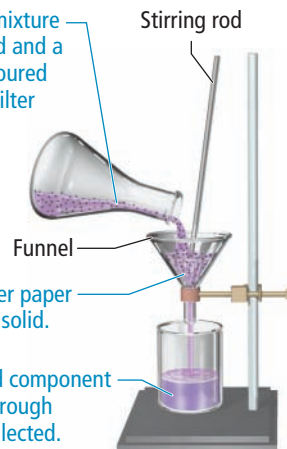
separation. For example, we can separate a mixture of sand and water by **decanting**—carefully pouring off—the water into another container. A homogeneous mixture of liquids can usually be separated by **distillation**, a process in which the mixture is heated to boil off the more **volatile** (easily vaporizable) liquid. The volatile liquid is then recondensed in a condenser and collected in a separate flask (Figure 1.4▲). If a mixture is composed of an insoluble solid and a liquid, we can separate the two by **filtration**, in which the mixture is poured through filter paper in a funnel (Figure 1.5▲).

Filtration

When a mixture of a liquid and a solid is poured through filter paper...

... the filter paper traps the solid.

The liquid component passes through and is collected.



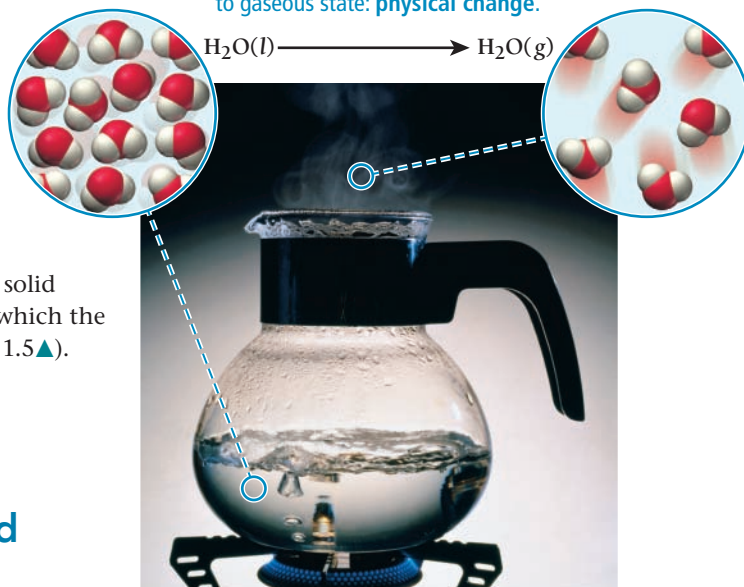
▲ FIGURE 1.5 Separating Substances by Filtration

1.4

Physical and Chemical Changes and Physical and Chemical Properties

Every day we witness changes in matter: ice melts, iron rusts, gasoline burns, fruit ripens, and water evaporates. What happens to the molecules or atoms that compose these substances during such changes? The answer depends on the type of change. Changes that alter only state or appearance, but not composition, are **physical changes**. The atoms or molecules that compose a substance *do not change* their identity during a physical change. For example, when water boils, it changes its state from a liquid to a gas, but the gas remains composed of water molecules, so this is a physical change (Figure 1.6▲).

Water molecules change from liquid to gaseous state: **physical change**.



▲ FIGURE 1.6 Boiling, a Physical Change When water boils, it turns into a gas but does not alter its chemical identity—the water molecules are the same in both the liquid and gaseous states. Boiling is a physical change, and the boiling point of water is a physical property.